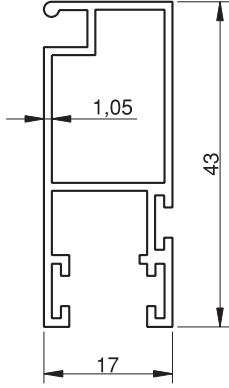
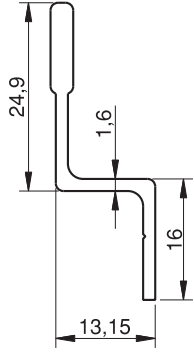


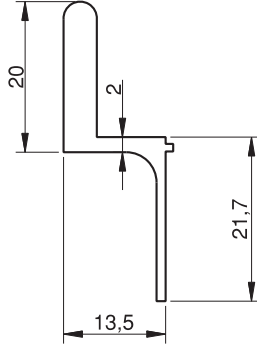
SÜRME-STOR SİNEKLİK PROFİLLERİ



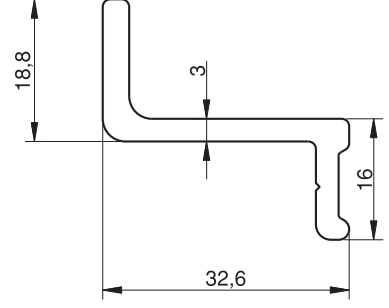
2025
SİRME SİNEKLİK
0.420 kg/mt



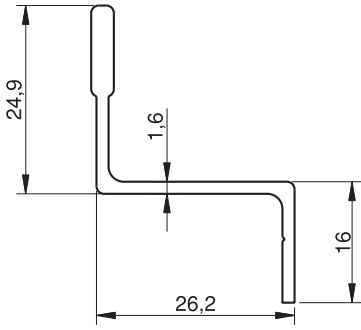
2054
SİNEKLİK RAY
0.270 kg/mt



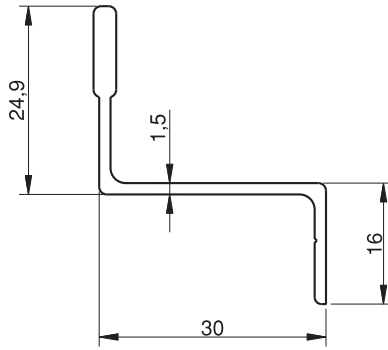
1962
SİNEKLİK RAY
0.360 kg/mt



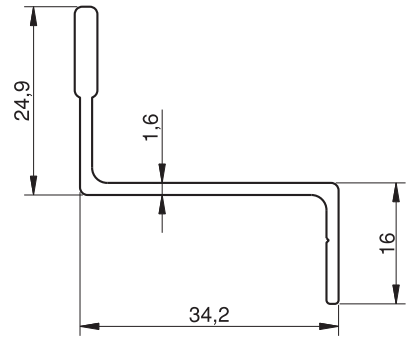
2055
SİNEKLİK RAY
0.530 kg/mt



2026
SİNEKLİK RAY
0.325 kg/mt

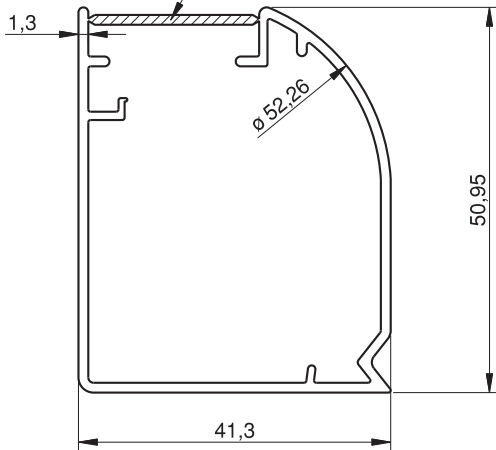


2029
SİRME SİNEKLİK RAY
0.330 kg/mt

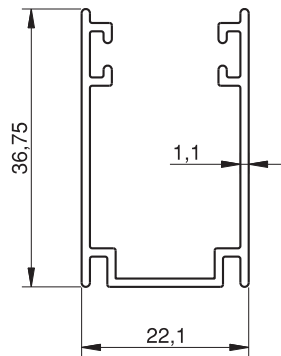


2076
PVC SİNEKLİK RAY
0.360 kg/mt

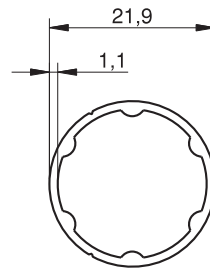
Yüzey kaplamadan önce koparılacak bölge.



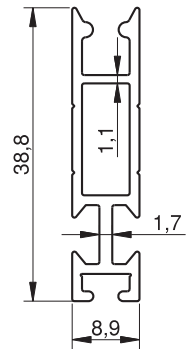
4671
STOR SİNEKLİK
KASA
0.600 kg/mt



4669
STOR SİNEKLİK
YAN " U "
0.355 kg/mt

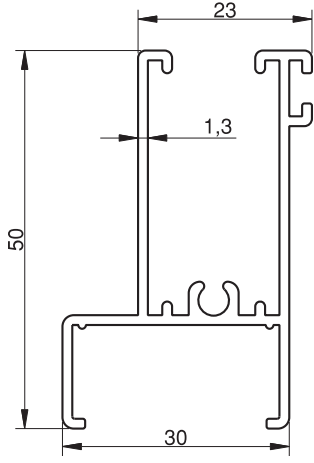


4670
STOR SİNEKLİK
TAMBUR
0.225 kg/mt

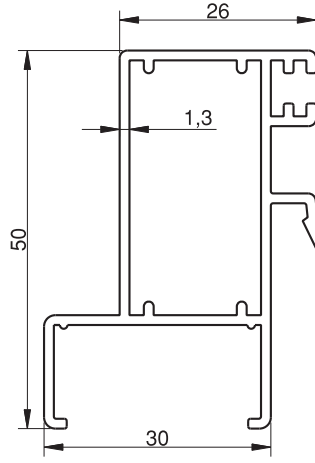


4672
STOR SİNEKLİK
ALT ETEK
0.360 gr/mt

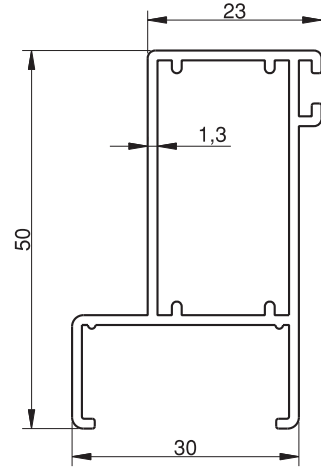
İZMİR SÜRME SERİ PROFİLLERİ



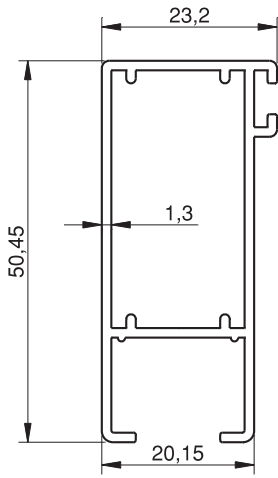
2300
ISI CAMLI KANAT ALT/İST
0.570 kg/mt



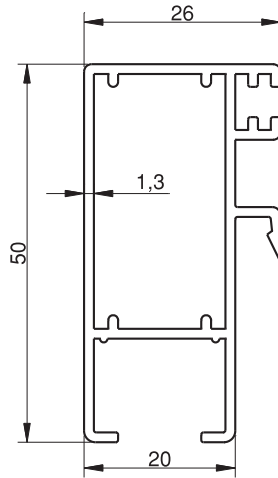
2301
ISI CAMLI KANAT ORTA
0.650 kg/mt



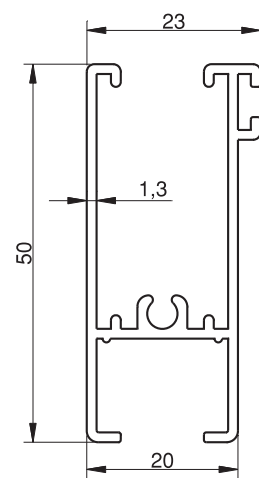
2302
ISI CAMLI KANAT YAN
0.570 kg/mt



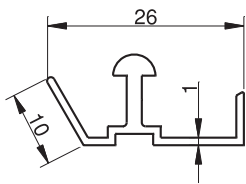
2303
TEK CAMLI KANAT YAN
0.545 kg/mt



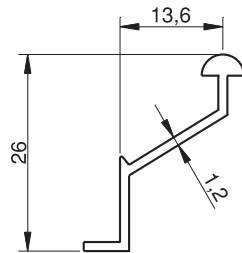
2304
TEK CAMLI KANAT ORTA
0.625 kg/mt



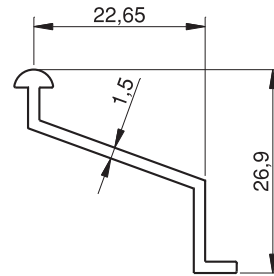
2305
TEK CAMLI KANAT ALT/İST
0.550 kg/mt



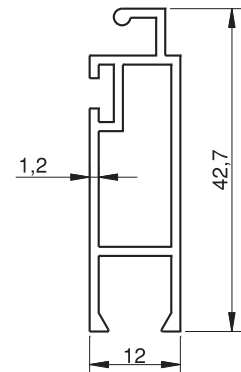
2307
KANAT RAY
0.175 kg/mt



2308
SİNEKLİK RAY
0.150 kg/mt

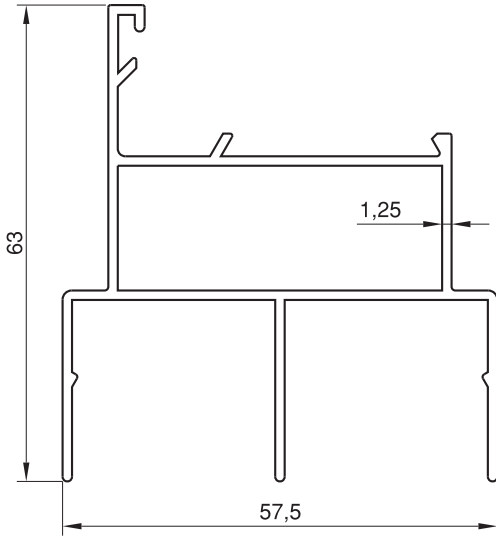


2309
SİNEKLİK RAY
0.205 kg/mt

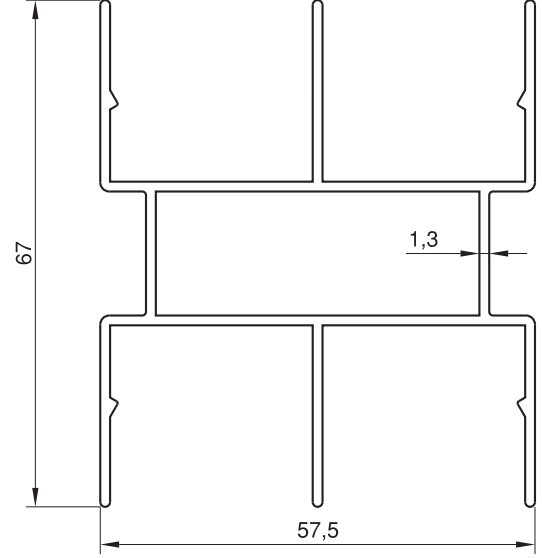


231
SİNEKLİK
0.375 kg/mt

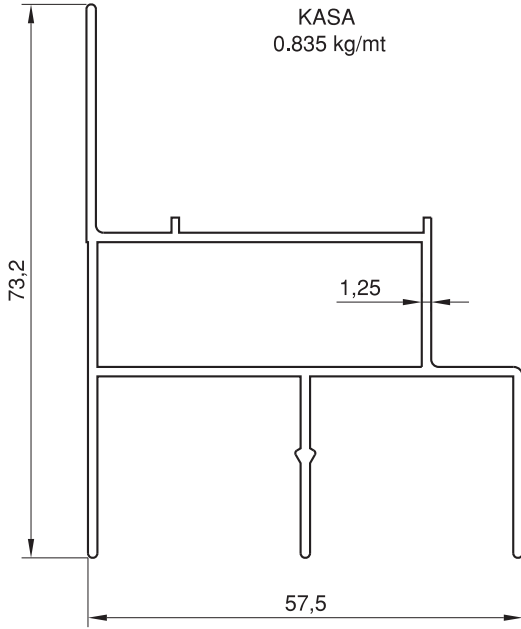
İZMİR SÜRME SERİ PROFİLLERİ



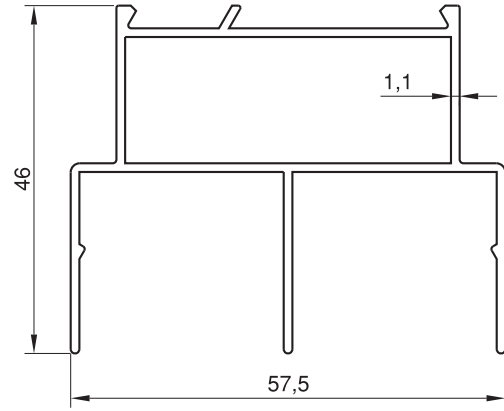
2310
KASA
0.835 kg/mt



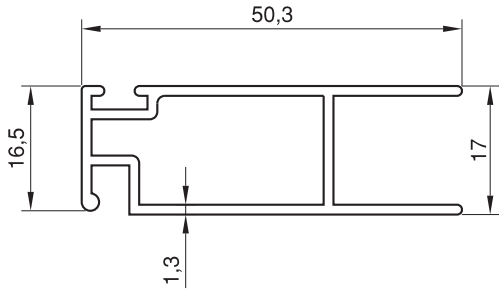
2312
ÇİFT TARAFLI KASA
1.040 kg/mt



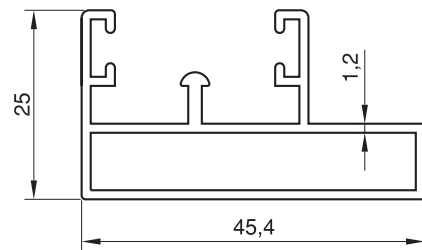
2321
PERVAZLI KASA
0.820 kg/mt



2322
DÜZ KASA
0.695 kg/mt

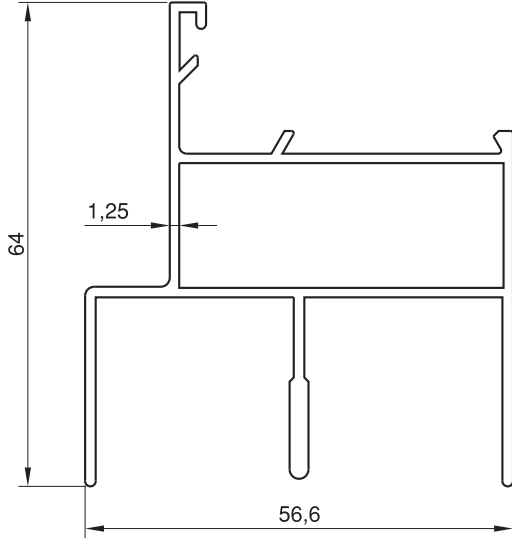


2313
SİNEKLİK
0.505 kg/mt

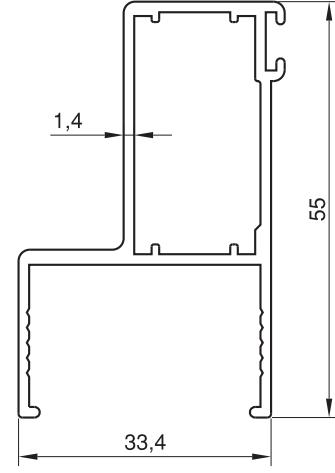


2314
SİNEKLİK KASA
0.545 kg/mt

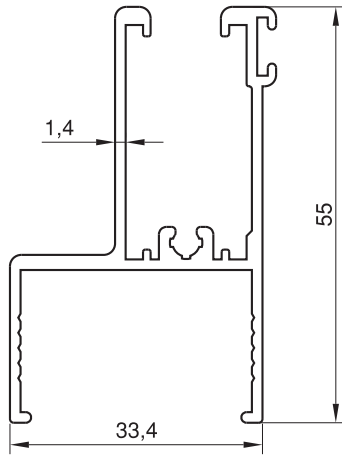
İZMİR SÜRME SERİ PROFİLLERİ



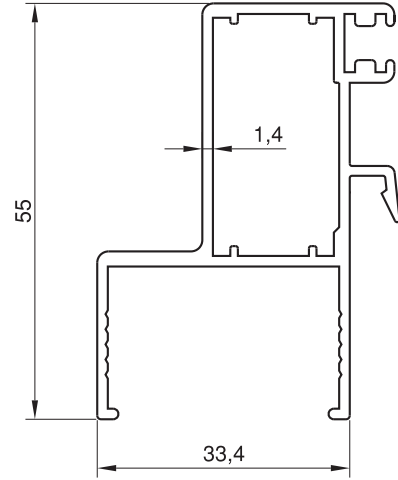
2315
KASA
0.910 kg/mt



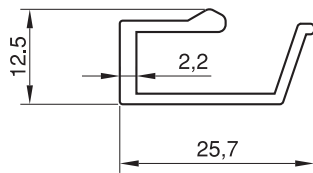
2316
ISI CAMLI KANAT YAN
0.675 kg/mt



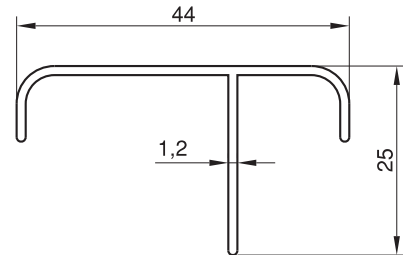
2317
ISI CAMLI KANAT ALT/ÜST
0.700 kg/mt



2318
ISI CAMLI KANAT ORTA
0.770 kg/mt

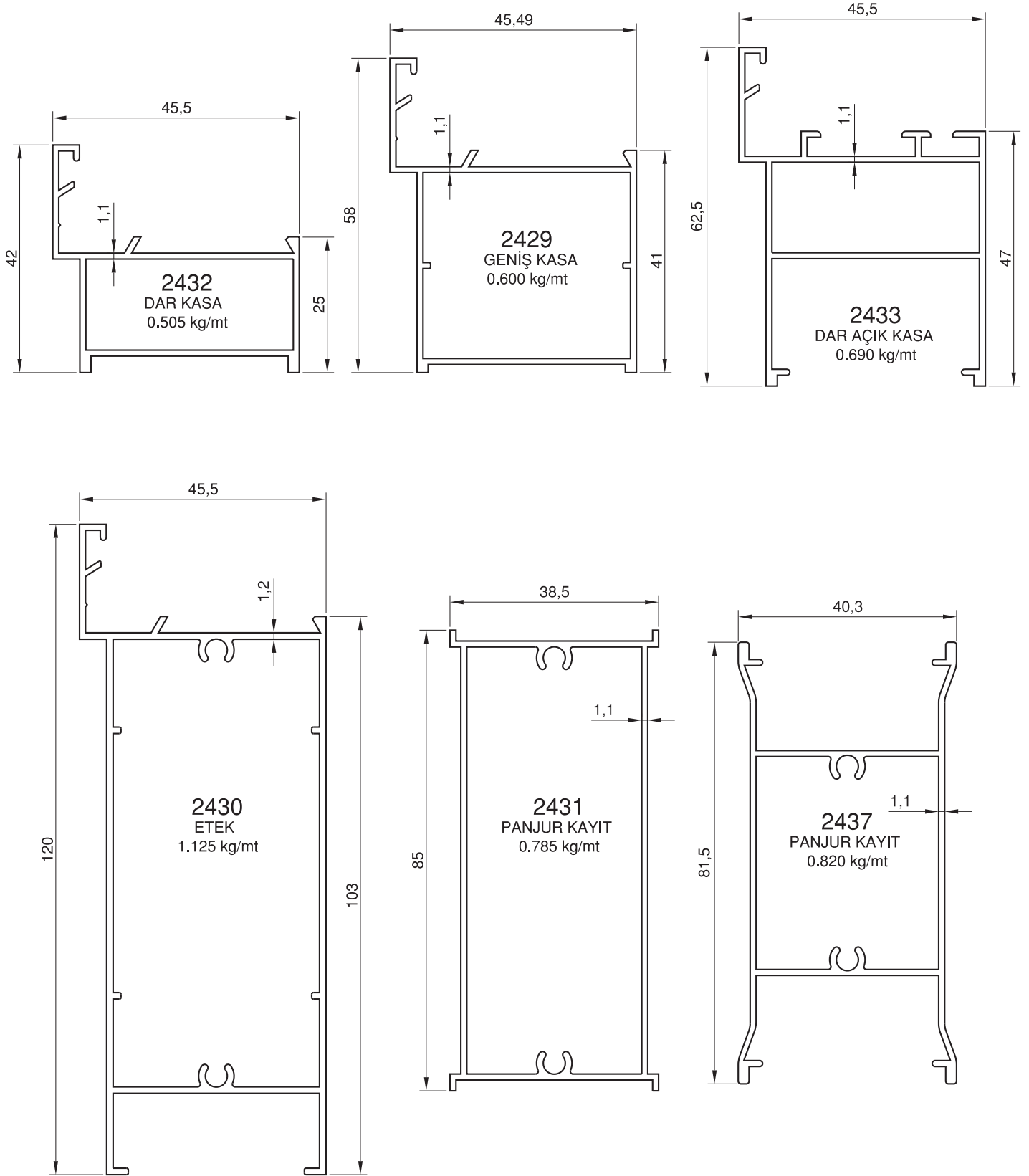


2319
KANAT RAY
0.240 kg/mt

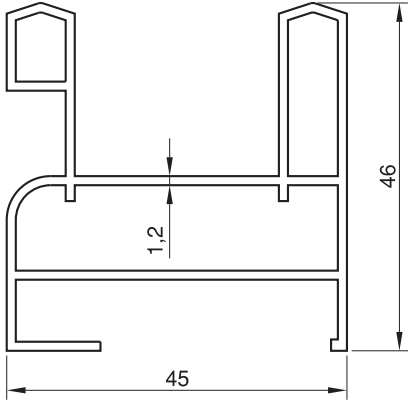


2320
KAPAMA PERVAZ
0.265 kg/mt

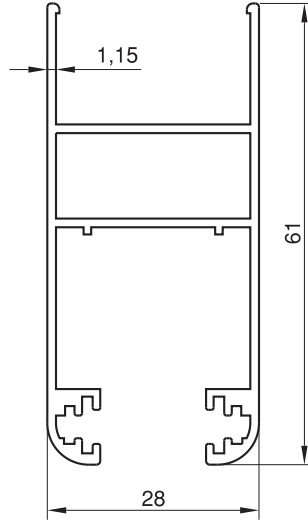
KIBRIS SERİ PROFİLLERİ



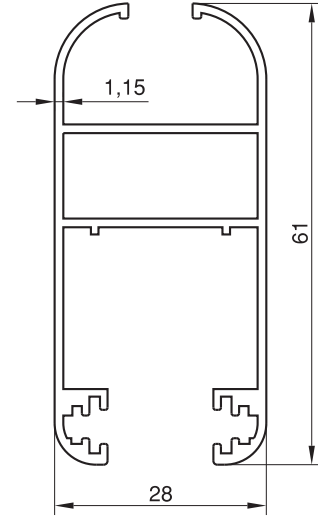
KIBRIS SERİ PROFİLLERİ



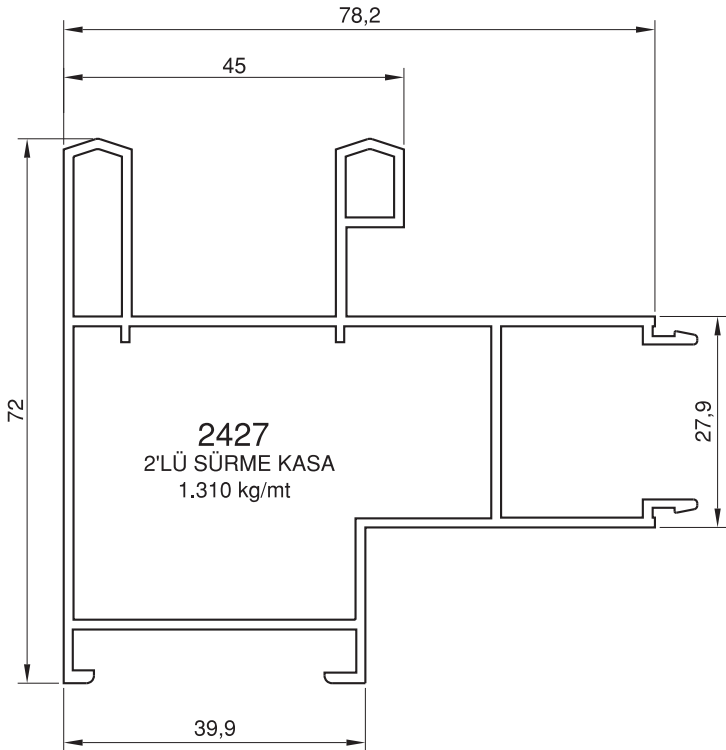
2438
SÜRME KASA
0.785 kg/mt



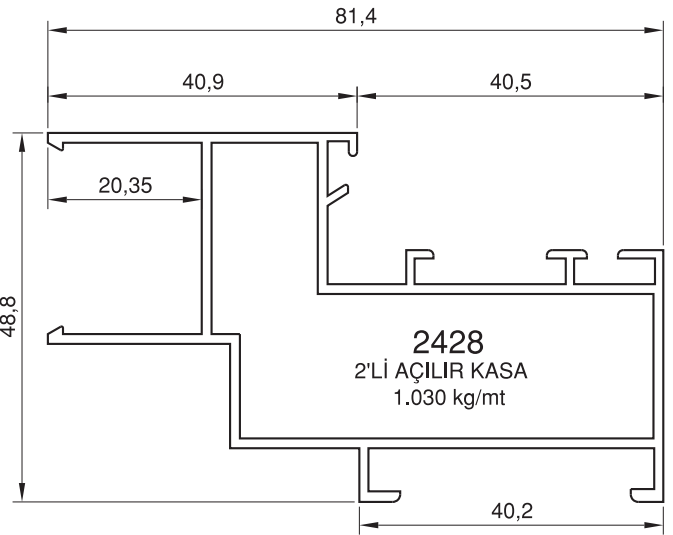
2439
ISICAM KANAT
0.680 kg/mt



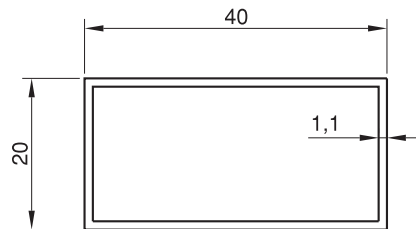
2440
TEKCAM KANAT
0.710 kg/mt



2427
2'LÜ SÜRME KASA
1.310 kg/mt

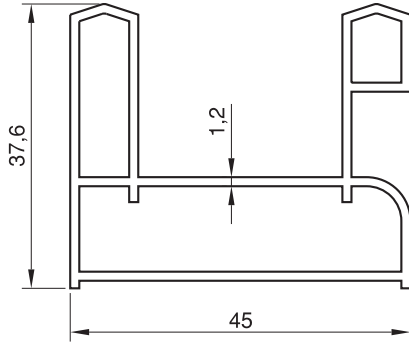


2428
2'Lİ AÇILIR KASA
1.030 kg/mt

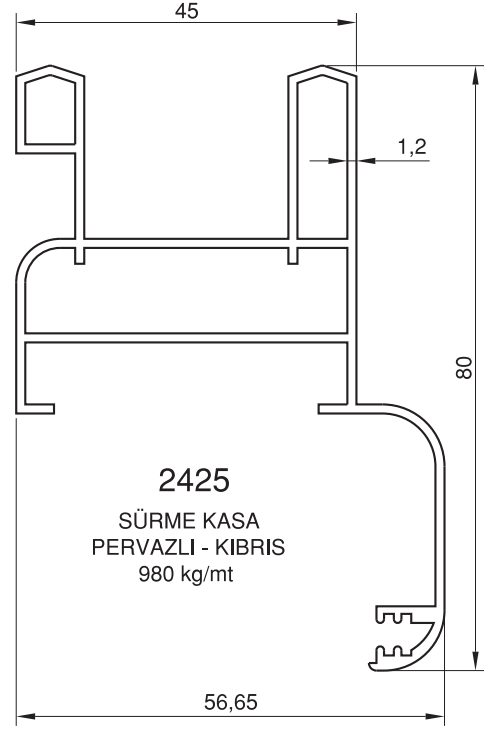


2230
20 X 40 KUTU
0.345 kg/mt

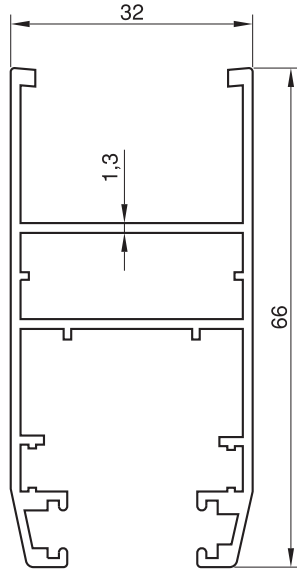
KIBRIS SERİ PROFİLLERİ



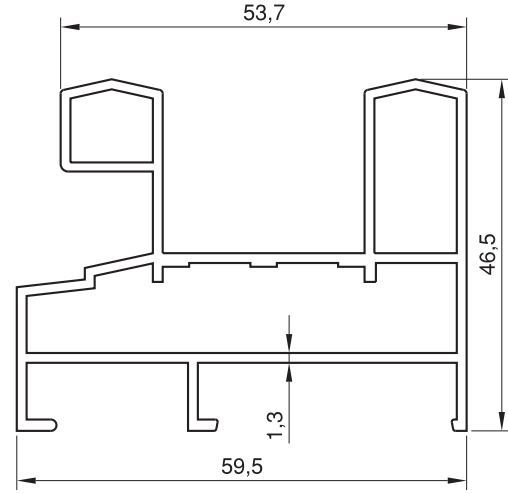
2444
SÜRME KASA
0.695 kg/mt



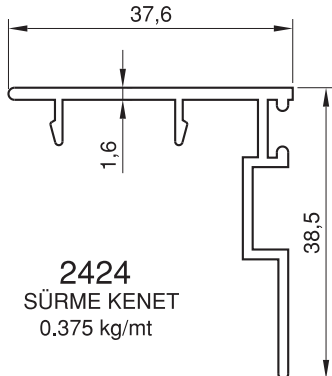
2425
SÜRME KASA
PERVAZLI - KIBRIS
980 kg/mt



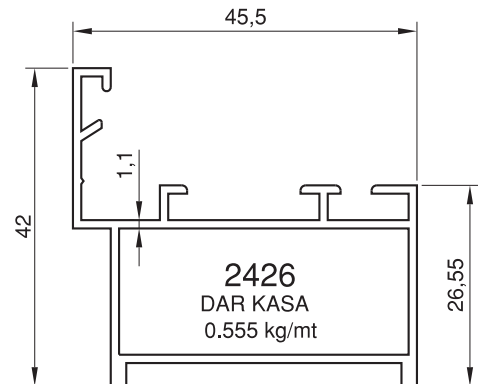
2423
SÜRME KANAT
0.850 kg/mt



2422
SÜRME KASA
1.030 kg/mt

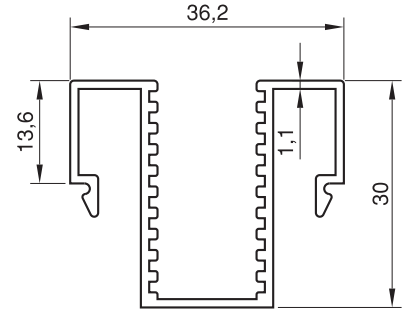
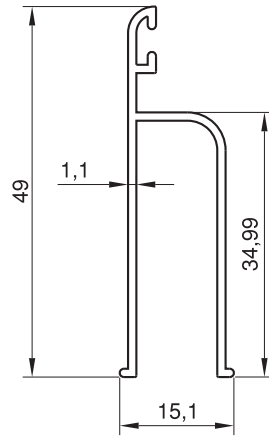
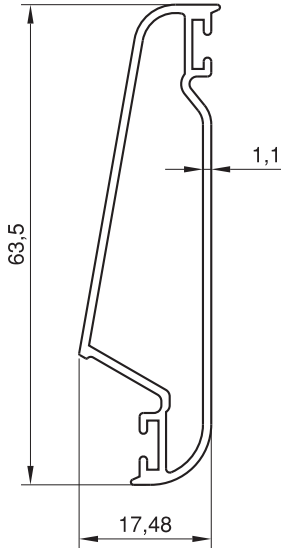
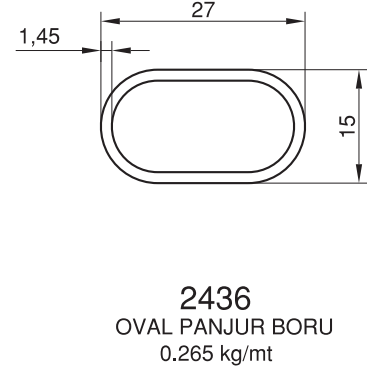
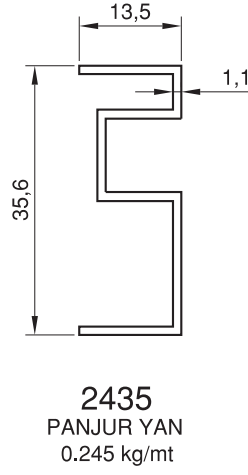
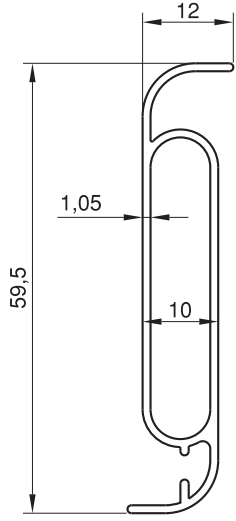
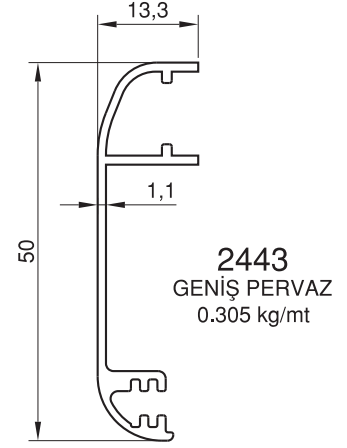
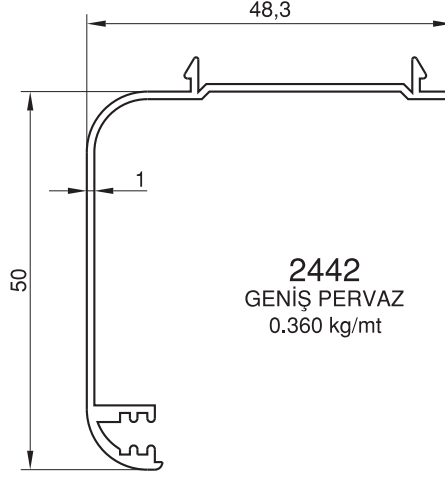
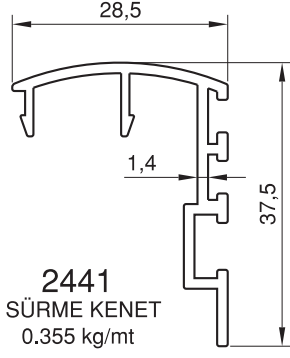


2424
SÜRME KENET
0.375 kg/mt

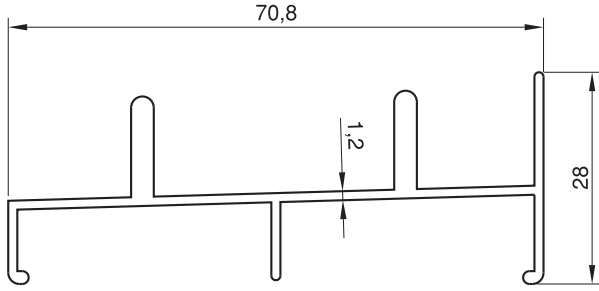


2426
DAR KASA
0.555 kg/mt

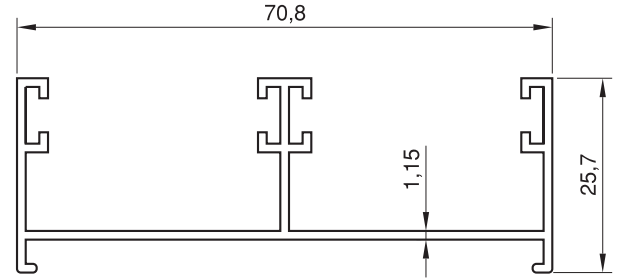
KIBRIS SERİ PROFİLLERİ



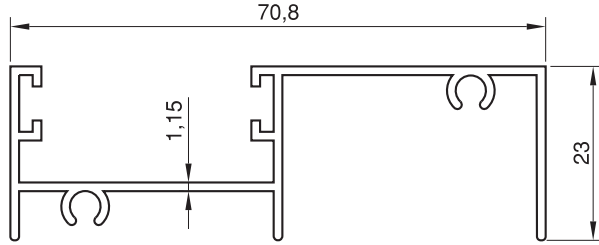
KIBRIS SÜRME PROFİLLERİ



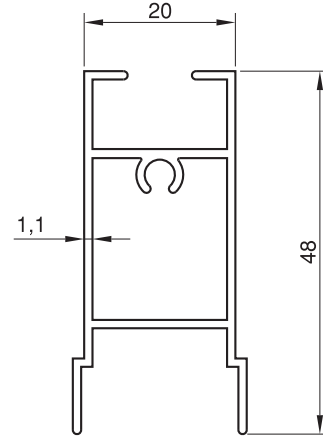
2403
KIBRIS SÜRME
KASA ALT
0.605 kg/mt



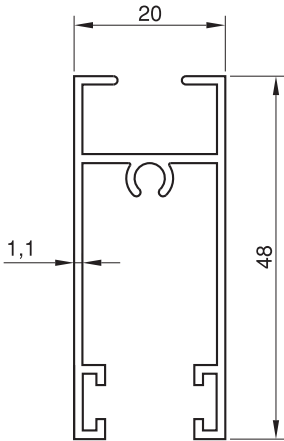
2401
KIBRIS SÜRME
KASA ÜST
0.560 kg/mt



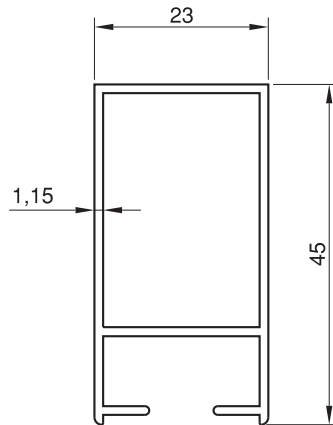
2402
KIBRIS SÜRME
KASA ÜST
0.545 kg/mt



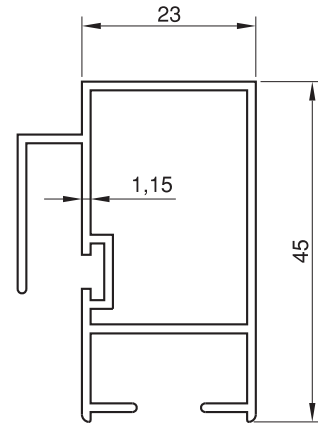
2407
KIBRIS SÜRME
KANAT ALT
0.465 kg/mt



2406
KIBRIS SÜRME
KANAT ÜST
0.460 kg/mt

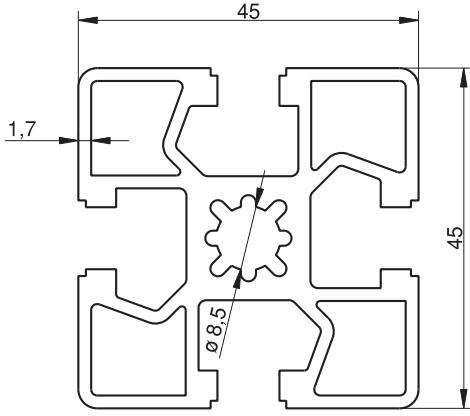


2404
KIBRIS SÜRME
KANAT YAN
0.450 kg/mt

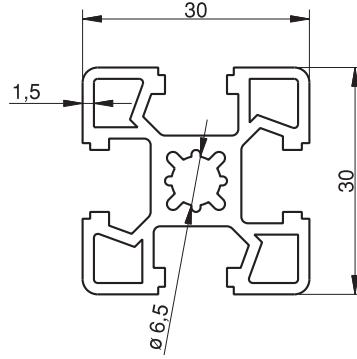


2405
KIBRIS SÜRME
KANAT ORTA
0.565 kg/mt

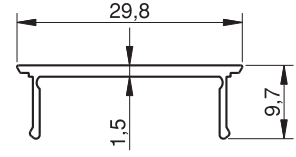
MOBİLYA PROFİLLERİ



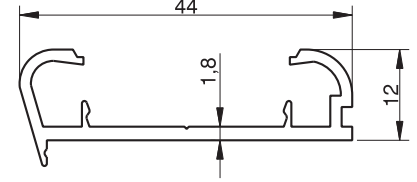
2711
45'lik SİGMA
1.820 kg/mt



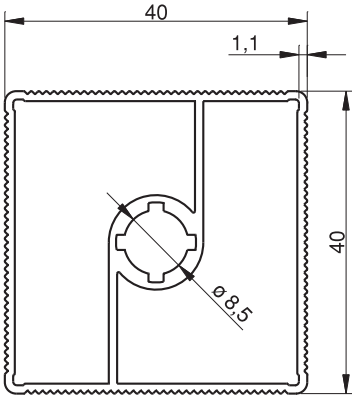
2712
30'lik SİGMA
0.880 kg/mt



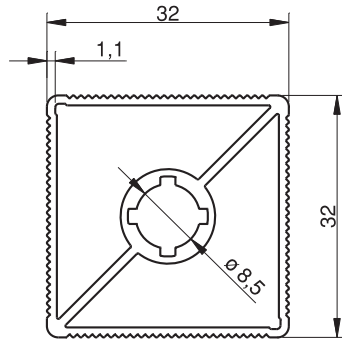
2713
SUNTA DÖNÜŞ KAPAK
0.155 kg/mt



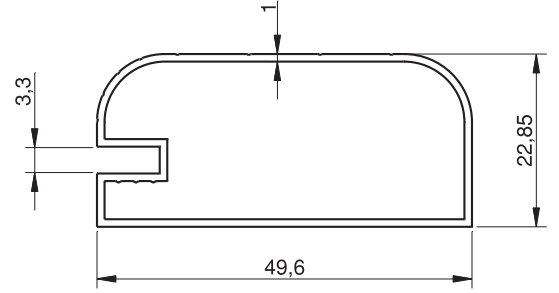
2714
SUNTA DÖNÜŞ
0.360 kg/mt



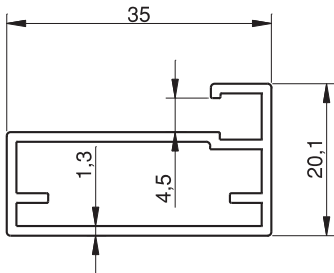
2710
40'lik AYAK MOBİLYA
0.730 kg/mt



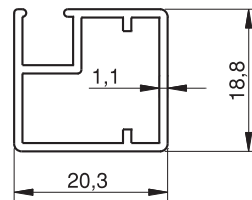
2709
32'lik AYAK MOBİLYA
0.630 kg/mt



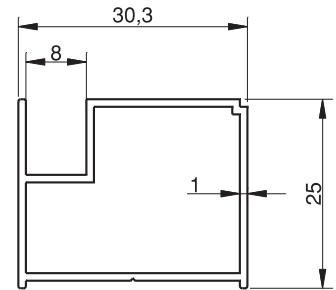
2270
MOBİLYA ÇERÇEVE
0.410 kg/mt



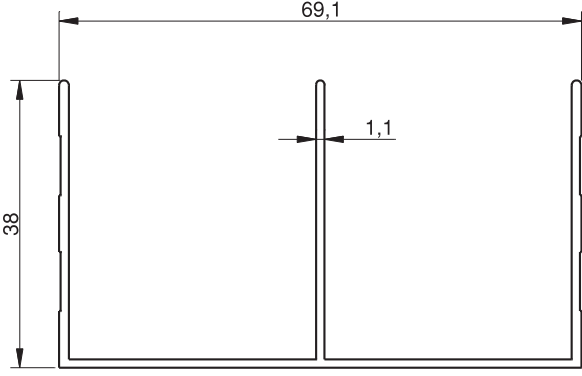
2099
MOBİLYA KAPAK
0.400 kg/mt



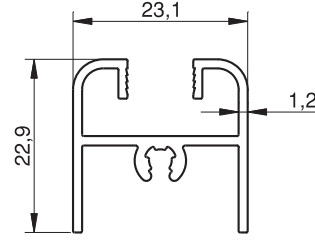
2858
MOBİLYA KAPAK
0.255 kg/mt



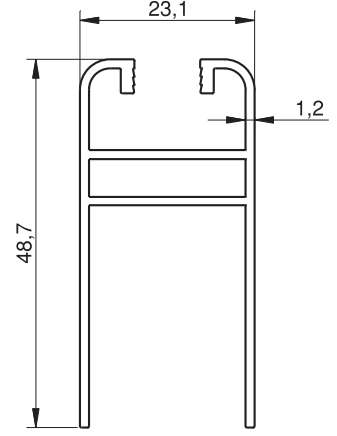
3049
MOBİLYA KAPAK
0.315 kg/mt



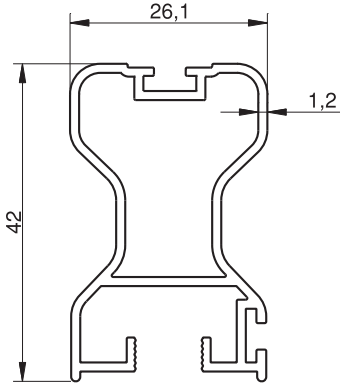
2874
KAYAR DOLAP PRF.
0.560 kg/mt



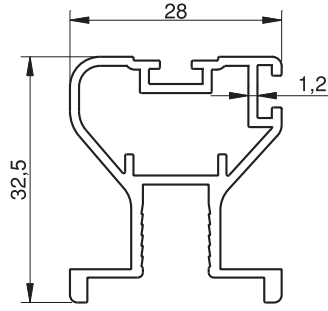
2875
KAYAR DOLAP PRF.
0.320 kg/mt



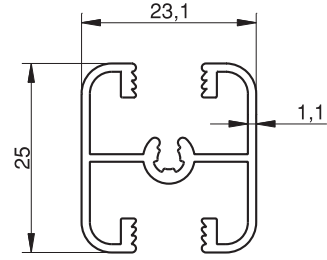
2876
KAYAR DOLAP PRF.
0.510 kg/mt



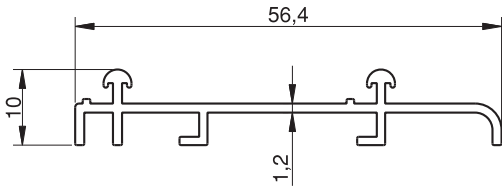
2877
KAYAR DOLAP PRF.
0.540 kg/mt



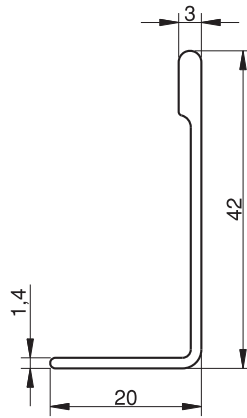
2878
KAYAR DOLAP PRF.
0.510 kg/mt



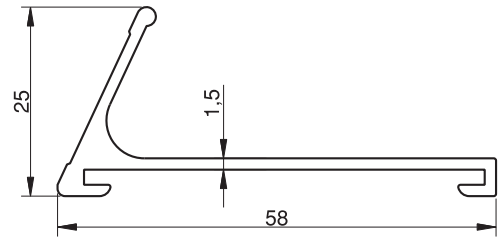
2880
KAYAR DOLAP PRF.
0.365 kg/mt



2879
KAYAR DOLAP PRF.
0.315 kg/mt

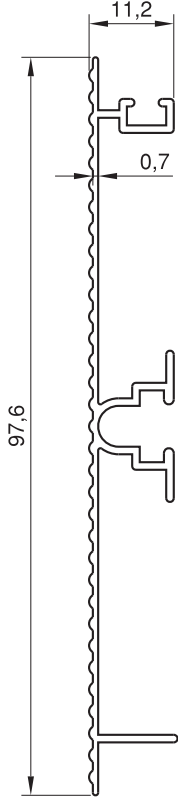


4943
MOBİLYA TUTAMAK
0.260 kg/mt

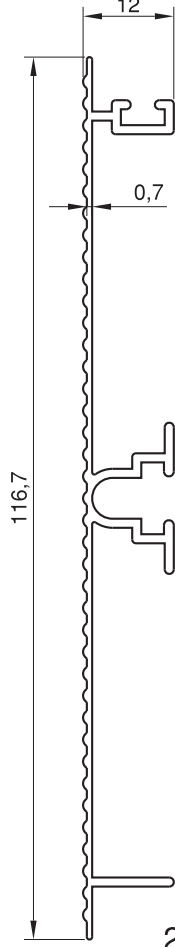


3453
MOBİLYA TUTAMAK
0.435 kg/mt

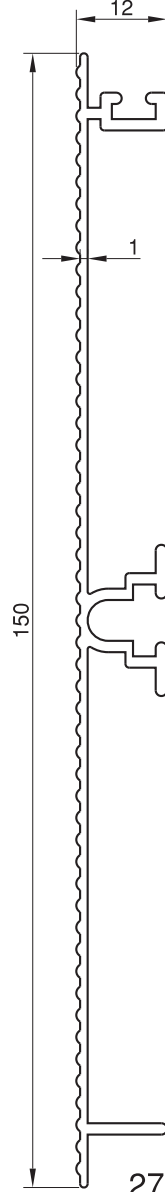
MOBİLYA PROFİLLERİ



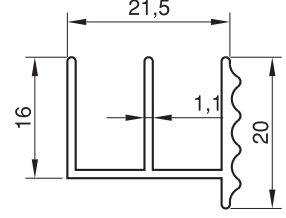
2717
DOLAP BAZA
0.425 kg/mt



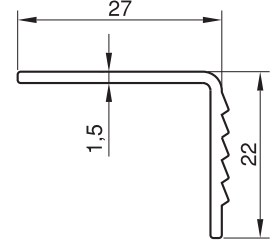
2718
DOLAP BAZA
0.510 kg/mt



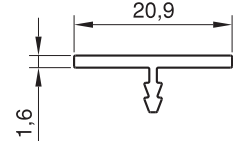
2719
DOLAP BAZA
0.760 kg/mt



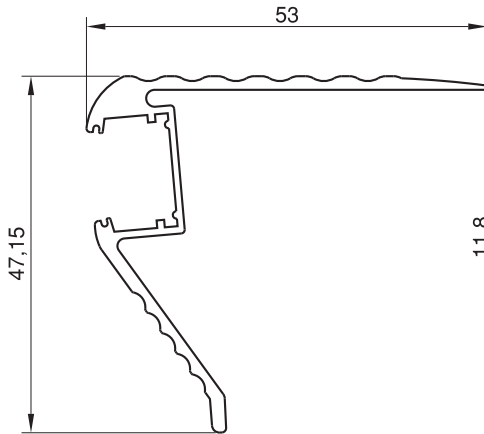
2255
DEKORATİF
SÜRME CAM " E "
0.245 kg/mt



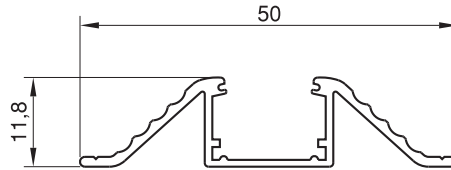
2256
27 X 22 DEK.
KÖŞEBENT
0.210 kg/mt



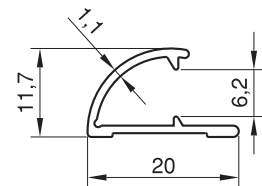
2715
SUNTA KENAR
0.115 kg/mt



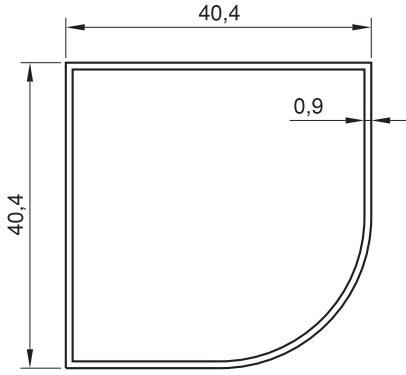
3157
MOBİLYA PRF.
0.500 kg/mt



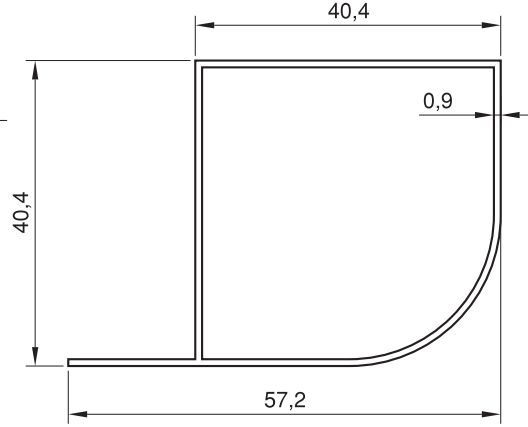
3156
MOBİLYA PRF.
0.265 kg/mt



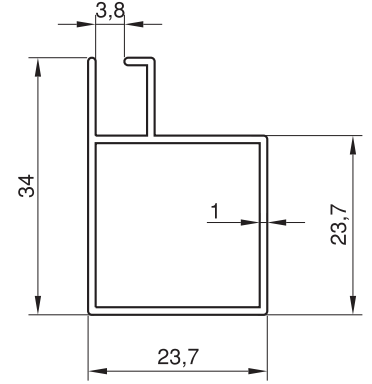
2716
HALI BİTİM
0.125 kg/mt



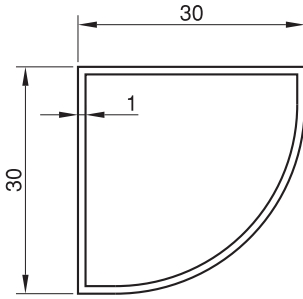
2252
KÖŞE DÖNÜŞ
0.365 kg/mt



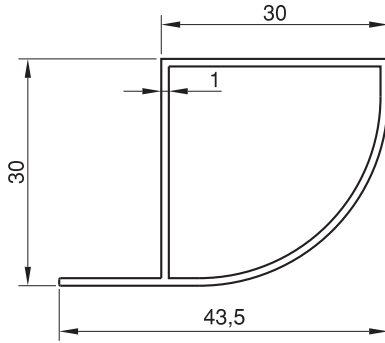
2248
KÖŞE DÖNÜŞ
KULAKLI
0.405 kg/mt



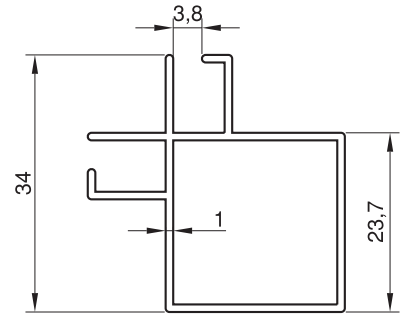
3125
MOBİLYA PRF.
0.310 kg/mt



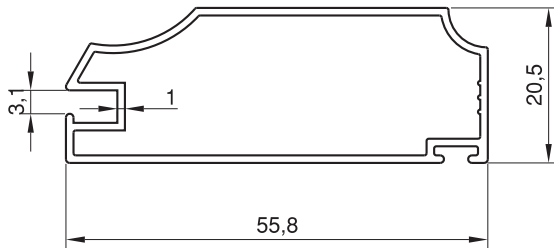
2254
KÖŞE DÖNÜŞ
0.285 kg/mt



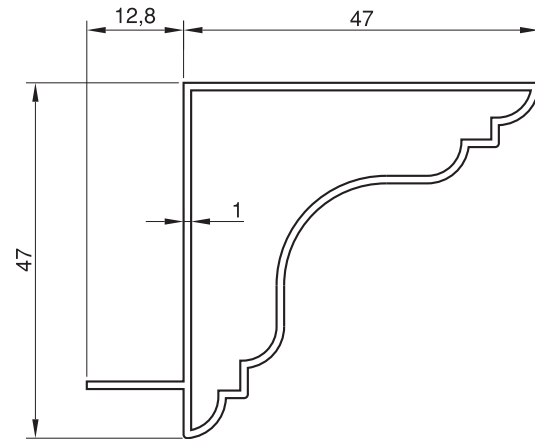
2253
KÖŞE DÖNÜŞ
KULAKLI
0.325 kg/mt



3126
MOBİLYA PRF.
0.375 kg/mt

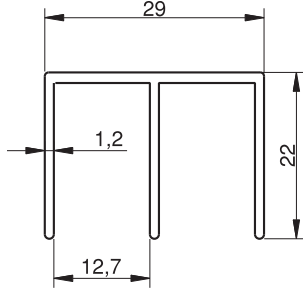


3123
MOBİLYA KAPAK
0.440 kg/mt

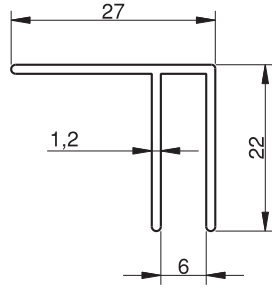


3124
MOBİLYA PRF.
0.495 kg/mt

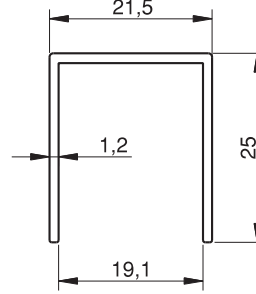
MOBİLYA PROFİLLERİ



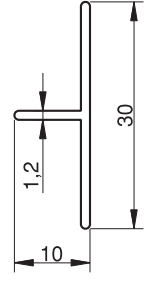
4513
MOBİLYA " E " PRF.
0.315 kg/mt



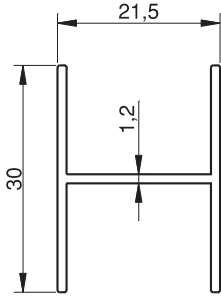
4514
MOBİLYA " F " PRF.
0.225 kg/mt



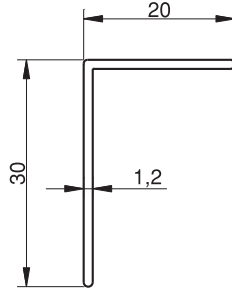
4515
MOBİLYA " U " PRF.
0.235 kg/mt



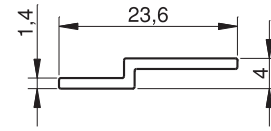
4516
MOBİLYA " T " PRF.
0.125 kg/mt



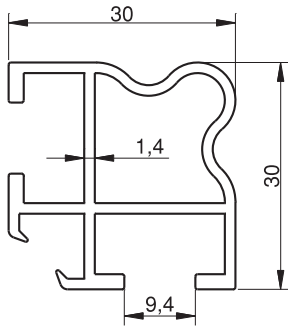
4517
MOBİLYA " H " PRF.
0.260 kg/mt



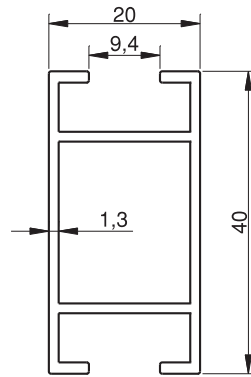
4518
MOBİLYA " L " PRF.
0.160 kg/mt



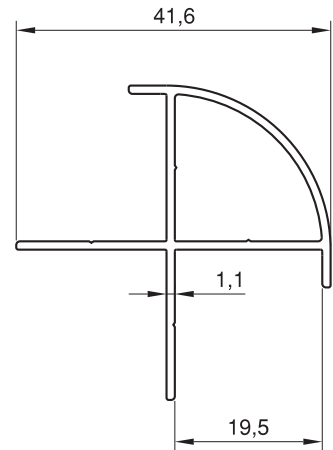
4508
MOBİLYA " Z " PRF.
0.100 kg/mt



3450
KAYAR DOLAP PRF.
0.555 kg/mt

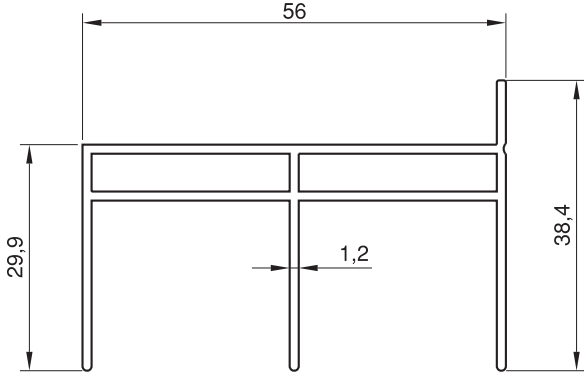


3454
KAYAR DOLAP PRF.
0.470 kg/mt

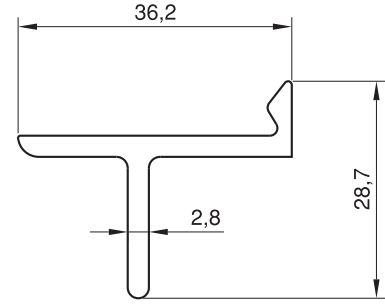


2098
KÖŞE DÖNÜŞ
MOBİLYA
0.370 kg/mt

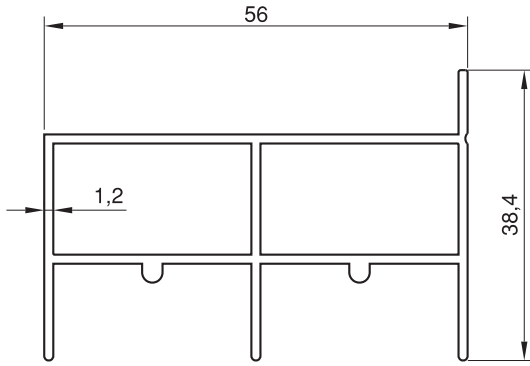
MOBİLYA PROFİLLERİ



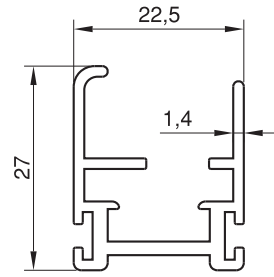
3068
MOBİLYA PRF.
0.660 kg/mt



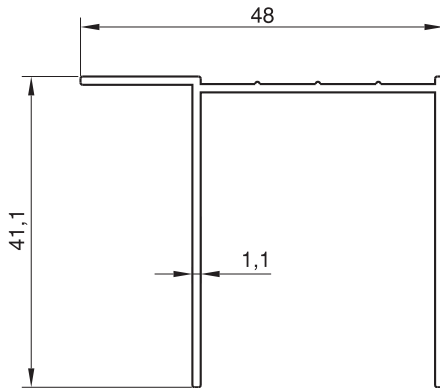
3069
MOBİLYA PRF.
0.460 kg/mt



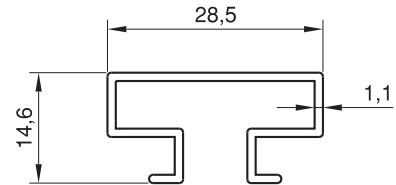
3071
MOBİLYA PRF.
0.690 kg/mt



3070
MOBİLYA PRF.
0.410 kg/mt

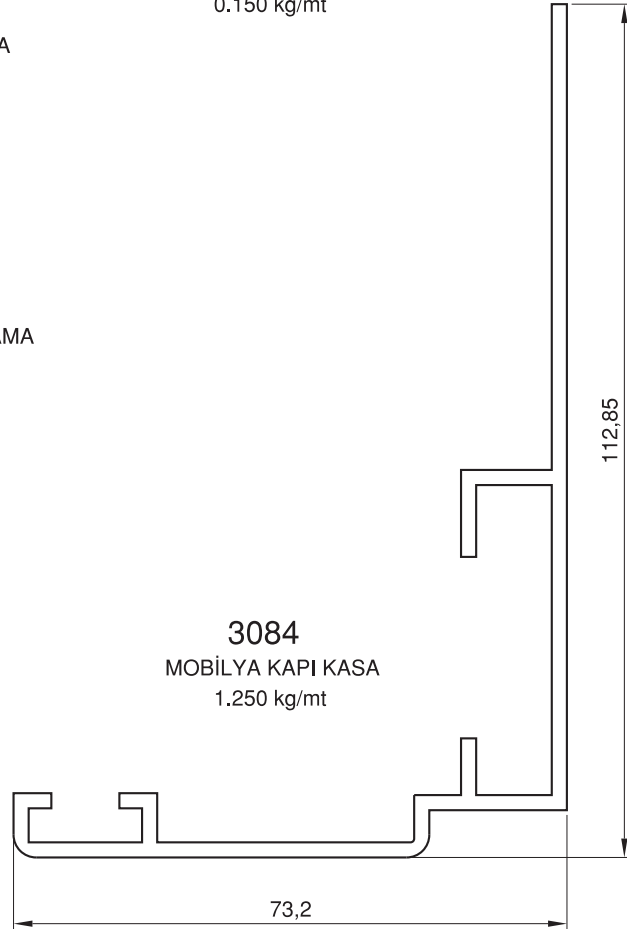
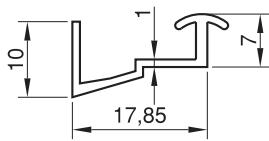
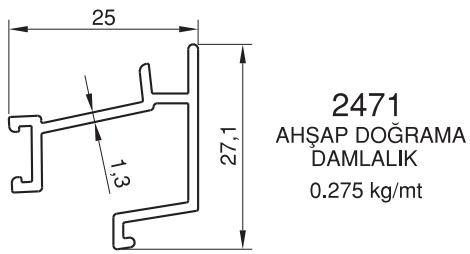
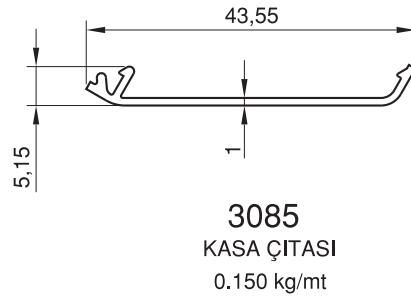
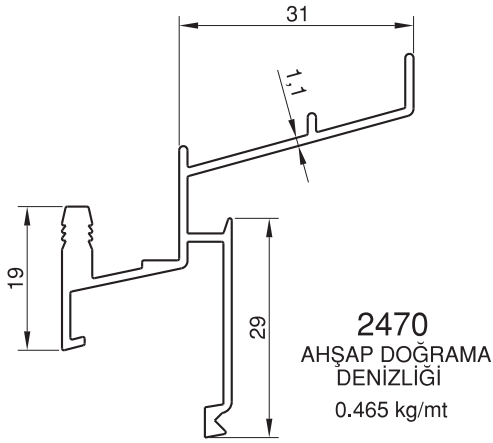
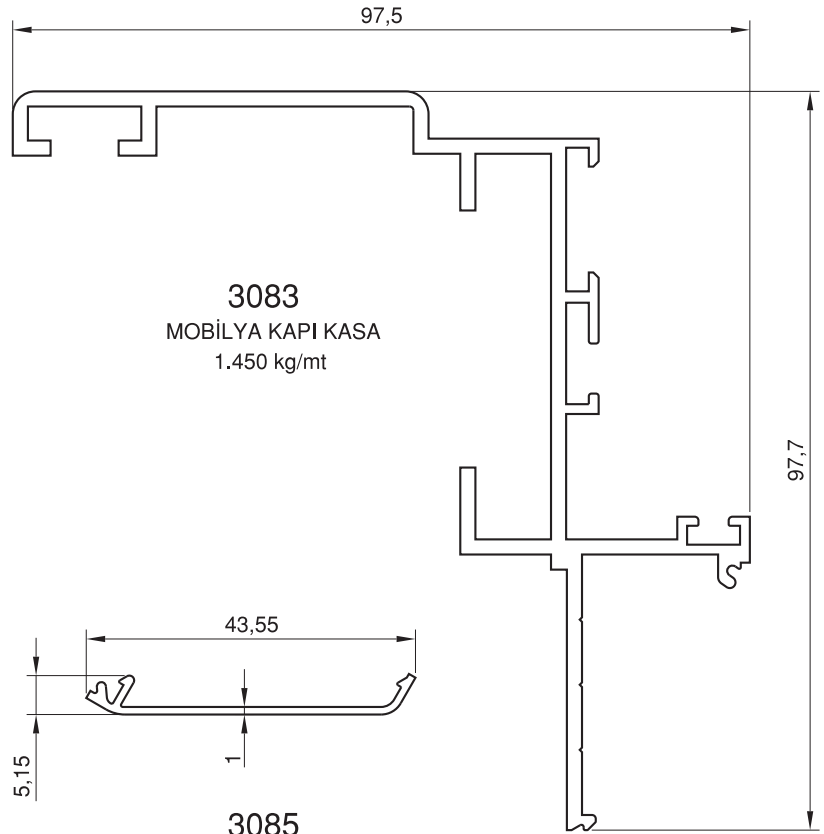
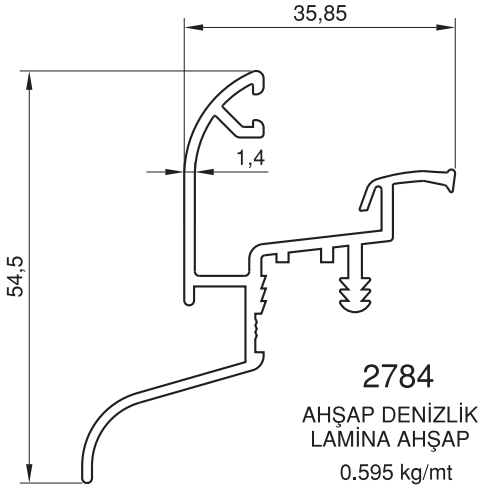


3050
MOBİLYA PRF.
0.385 kg/mt

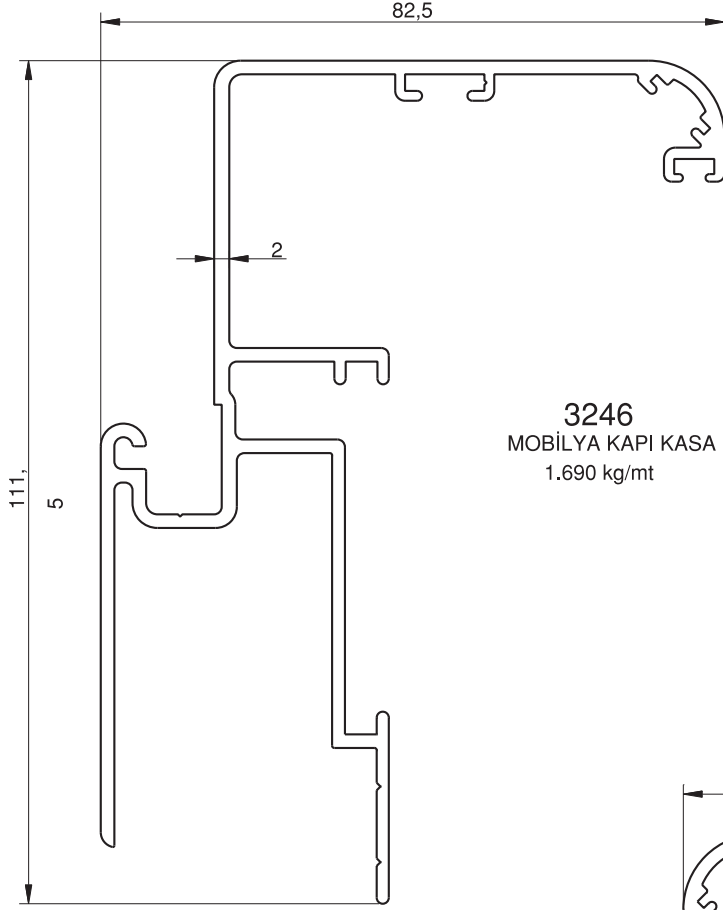


2905
MOBİLYA PRF.
0.240 kg/mt

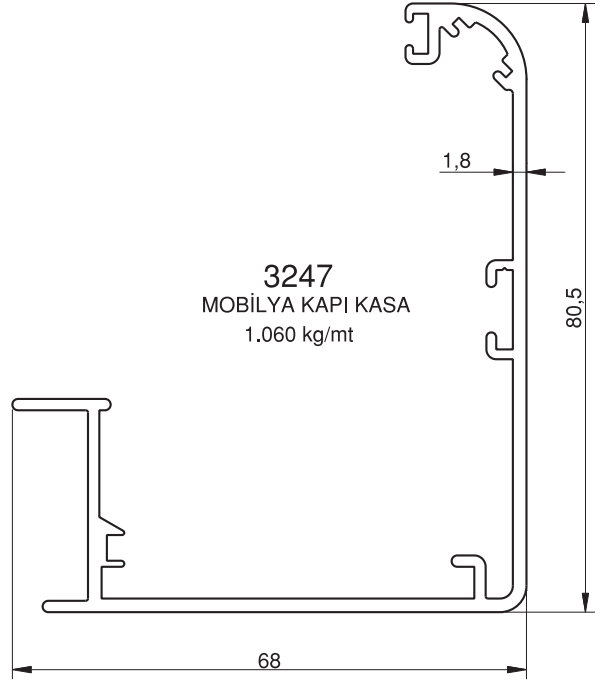
AHŞAP DOĞRAMA PROFİLLERİ



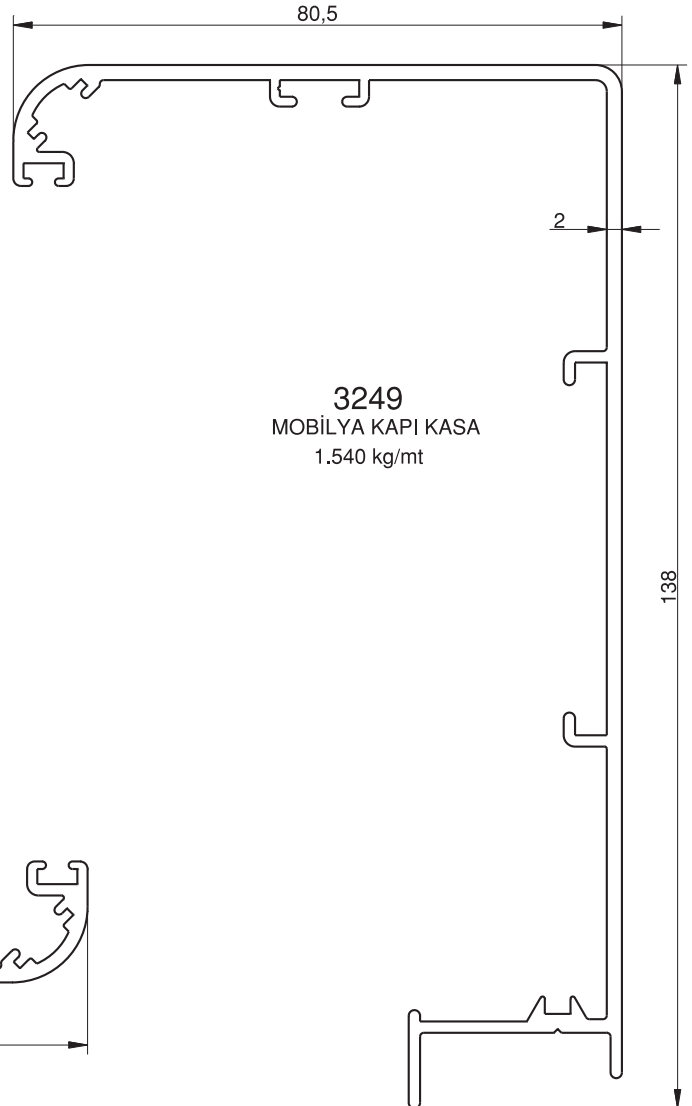
AHŞAP DOĞRAMA PROFİLLERİ



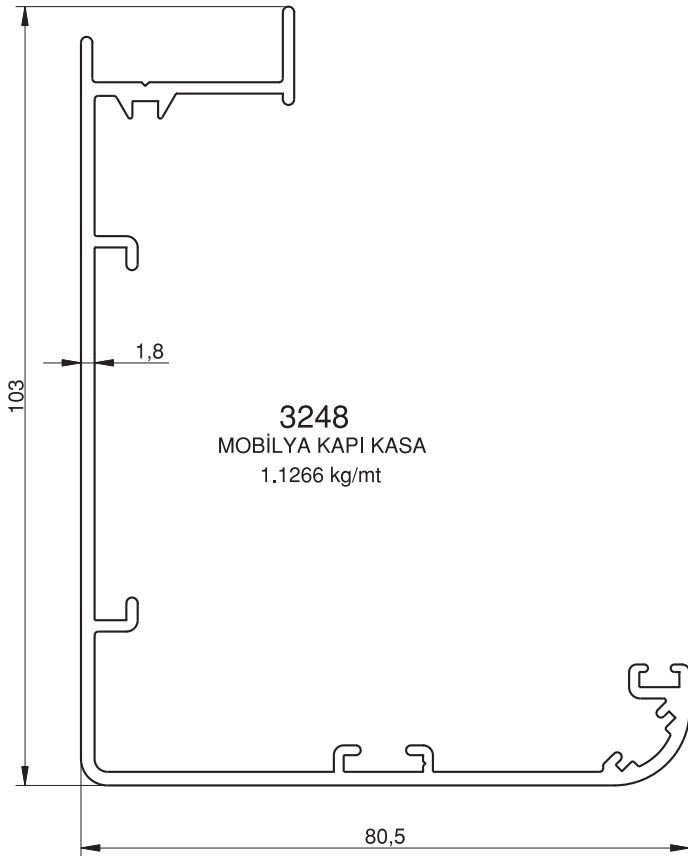
3246
MOBİLYA KAPI KASA
1.690 kg/mt



3247
MOBİLYA KAPI KASA
1.060 kg/mt

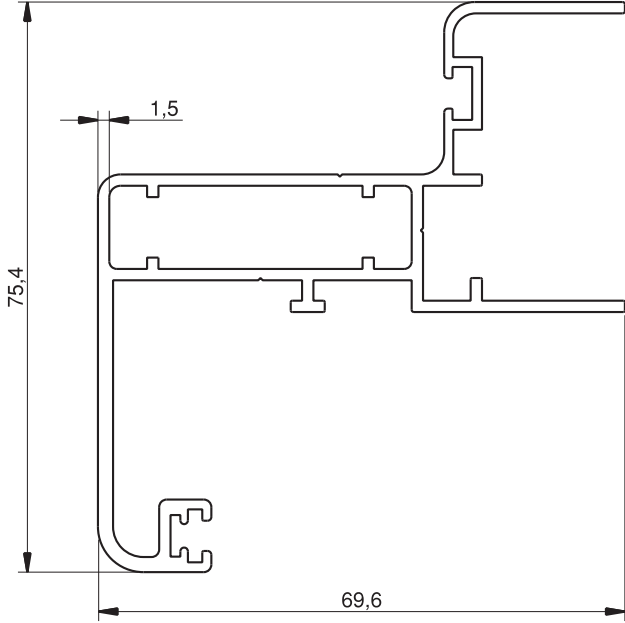


3249
MOBİLYA KAPI KASA
1.540 kg/mt

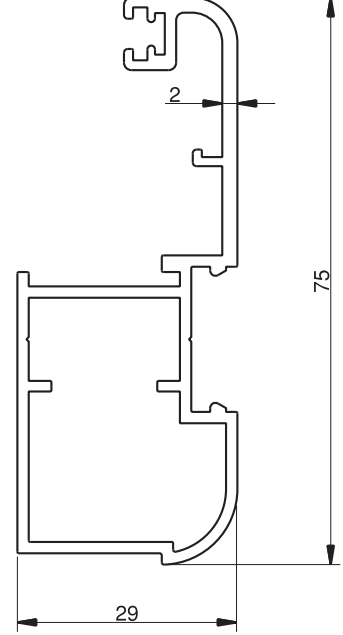


3248
MOBİLYA KAPI KASA
1.1266 kg/mt

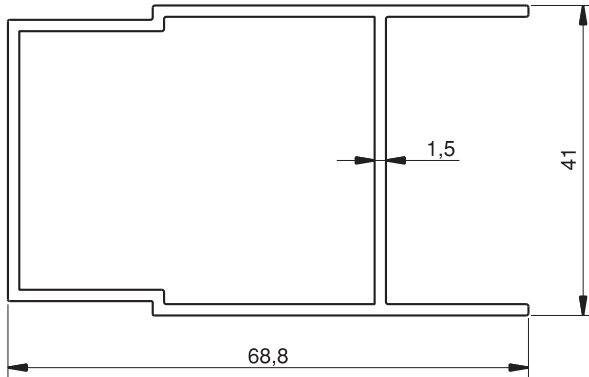
AHŞAP DOĞRAMA PROFİLLERİ



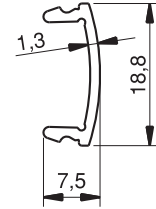
4758
KAPI KASA
1.205 kg/mt



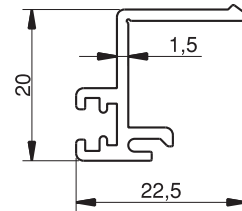
4759
KAPI KASA
0.925 kg/mt



4761
100 mm'LİK KUTU
0.880 kg/mt

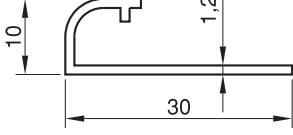


4760
DIŞ PERVAZ ÇİTASI
0.110 kg/mt

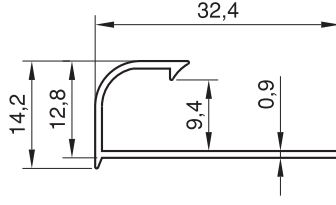


4767
AHŞAP KASA ÇİTASI
0.250 kg/mt

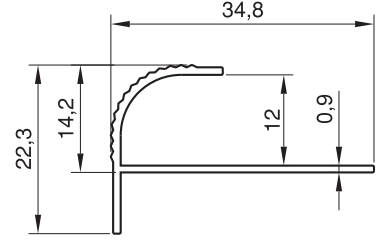
SERAMİK PROFİLLER



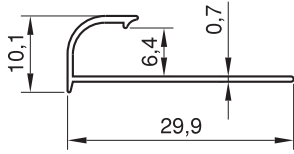
2229
SERAMİK DÖNÜŞ
0.155 kg/mt



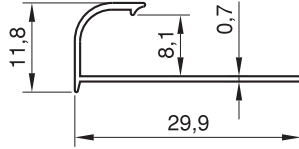
2891
SERAMİK PROFİLİ
0.140 kg/mt



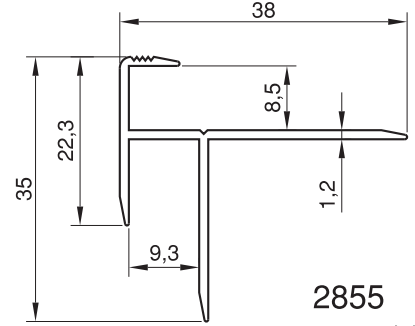
2890
SERAMİK PROFİLİ
0.180 kg/mt



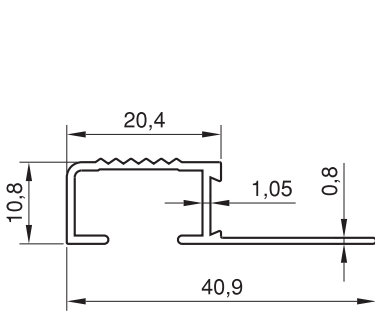
2264
SERAMİK DÖNÜŞ
0.090 kg/mt



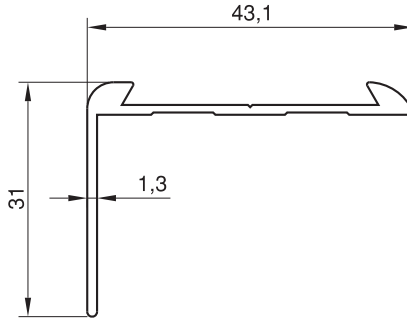
2265
SERAMİK DÖNÜŞ
0.095 kg/mt



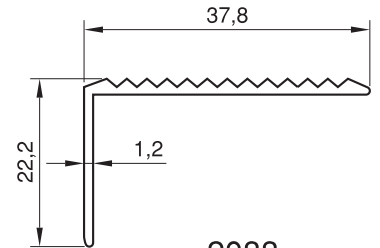
2855
HALI PROFİLİ
0.275 kg/mt



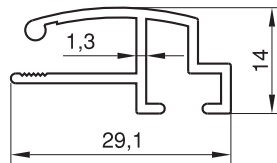
2398
BASAMAK PROFİLİ
0.195 kg/mt



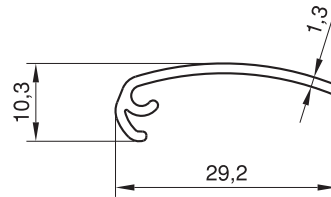
2089
BASAMAK PROFİLİ
0.295 kg/mt



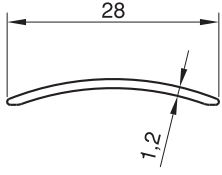
2088
BASAMAK PROFİLİ
0.225 kg/mt



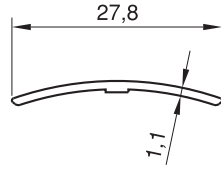
2805
İLAN ÇERÇEVE
0.260 kg/mt



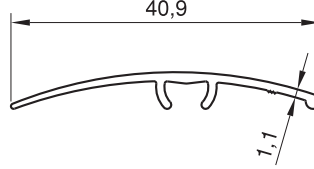
2806
İLAN ÇERÇEVE
0.150 kg/mt



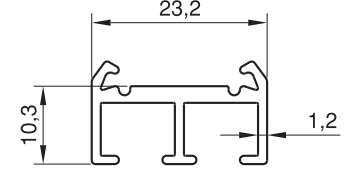
2090
HALI PROFİLİ
0.090 kg/mt



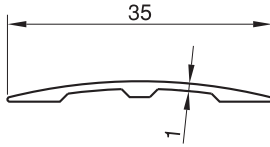
2091
HALI PROFİLİ
0.085 kg/mt



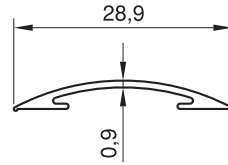
2092
HALI PROFİLİ
0.145 kg/mt



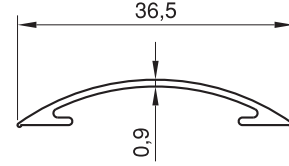
2886
PERDE RAY
0.260 kg/mt



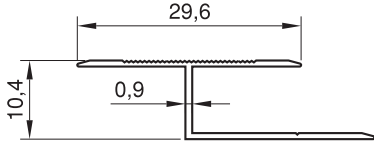
2856
HALI PROFİLİ
0.120 kg/mt



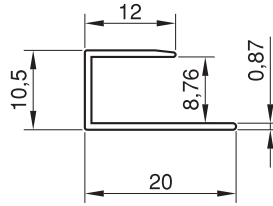
2889
SERAMİK PROFİLİ
0.095 kg/mt



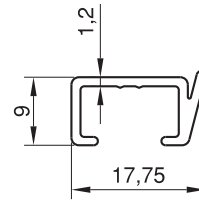
2888
SERAMİK PROFİLİ
0.125 kg/mt



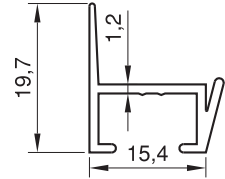
2087
HALI - SERAMİK BİRLEŞİM PRF.
0.130 kg/mt



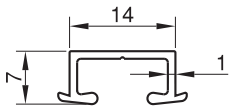
2093
HALI PROFİLİ
0.095 kg/mt



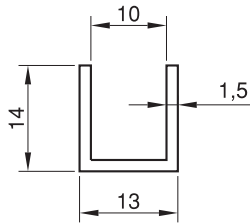
2241
PERDE RAY
0.140 kg/mt



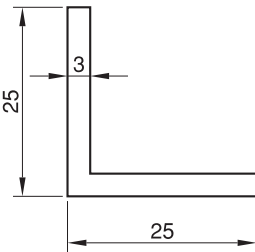
2247
KULAKLI PERDE RAY
0.170 kg/mt



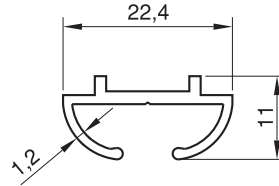
2453
PERDE RAY
PROFİL A-2
0.095 kg/mt



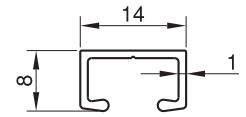
2223
" U " PROFİL
PROFİL U
0.155 kg/mt



2263
25 X 3 KÖŞEBENT
PROFİL L
0.385 kg/mt

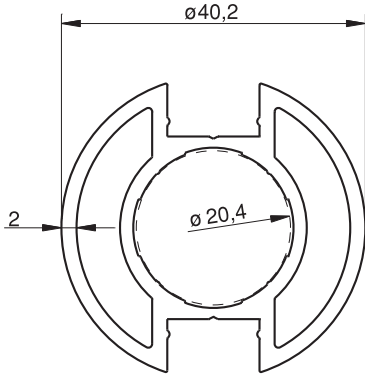


2450
PERDE RAY
PROFİL - A202 nr.3
0.180 kg/mt



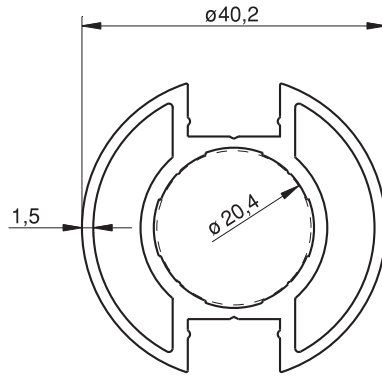
2454
PERDE RAY
PROFİL - A1
0.095 kg/mt

KÜPEŞTE PROFİLİ



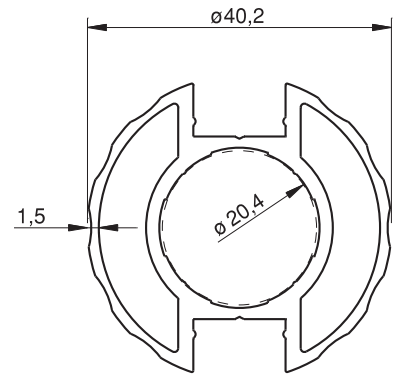
2456

ø 40' lık DİKME
1.045 kg/mt



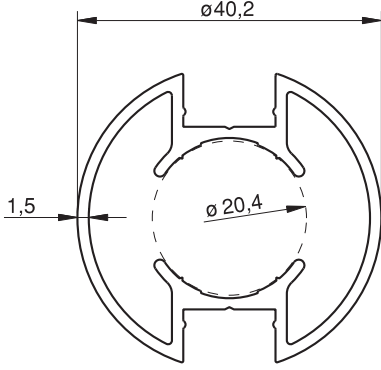
3046

ø 40' lık DİKME
0.935 kg/mt



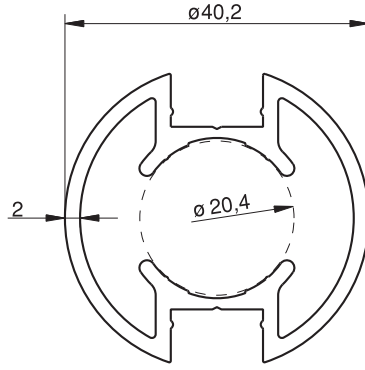
3047

ø 40' lık DİKME
0.890 kg/mt



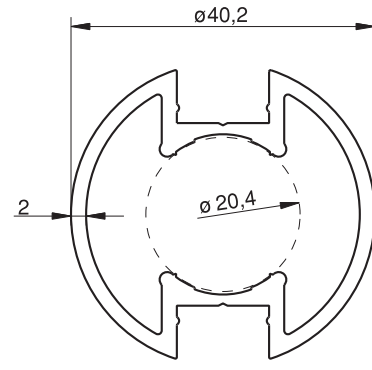
4650

ø40'LİK DİKME
0.755 kg/mt



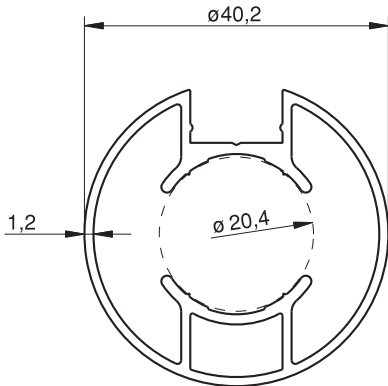
2457

ø 40' lık DİKME
0.920 kg/mt



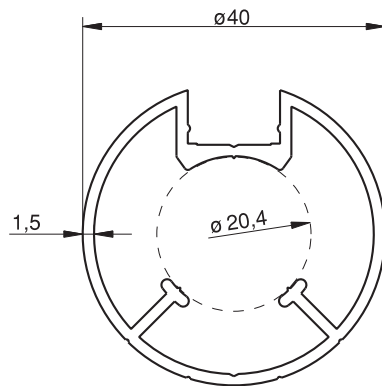
2473

ø40 X 2 DİKME
0.860 kg/mt



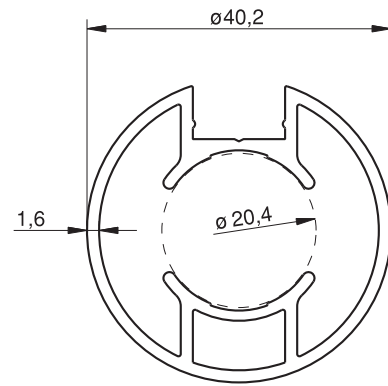
4655

ø40 'LİK DİKME
0.915 kg/mt



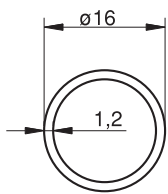
4654

ø40 'LİK DİKME
0.665 kg/mt



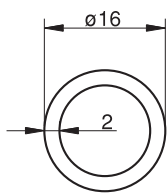
2933

ø 40' lık DİKME
0.815 kg/mt



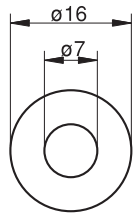
4651

ø16 X 1,2 BORU
0,155 kg/mt



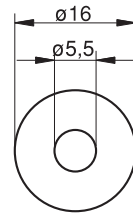
2460

ø16X2 BORU
0.240 kg/mt



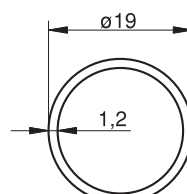
2474

ø16 X 7 BORU
0,490 kg/mt



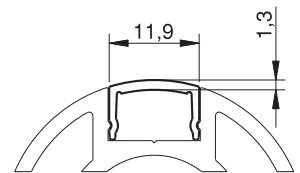
2459

ø16X5 BORU
0.485 kg/mt



2464

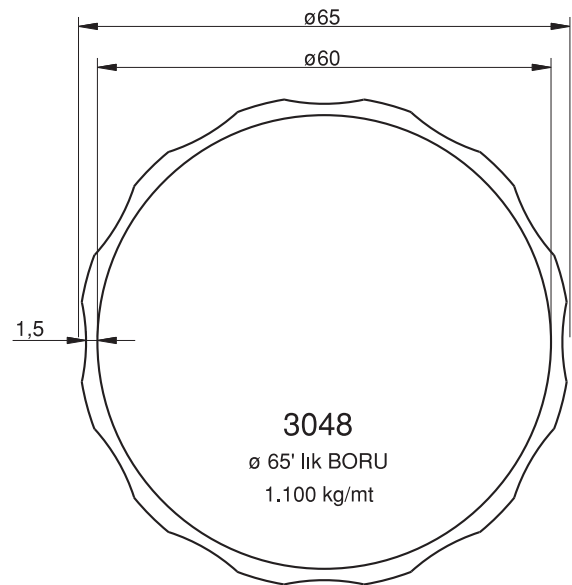
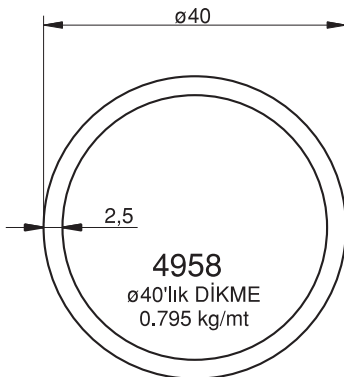
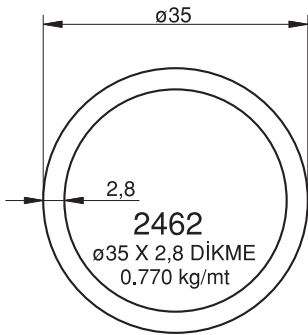
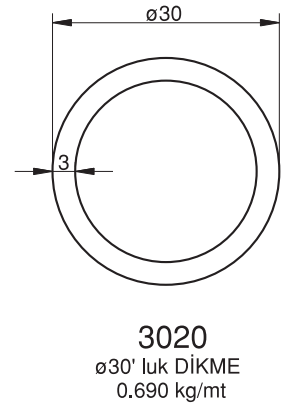
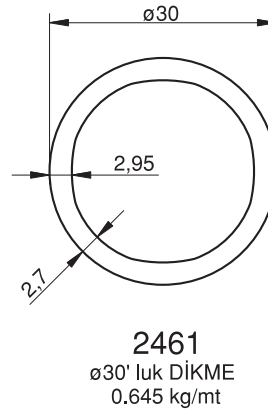
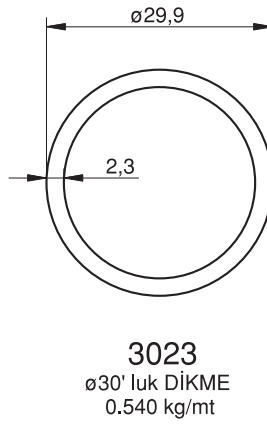
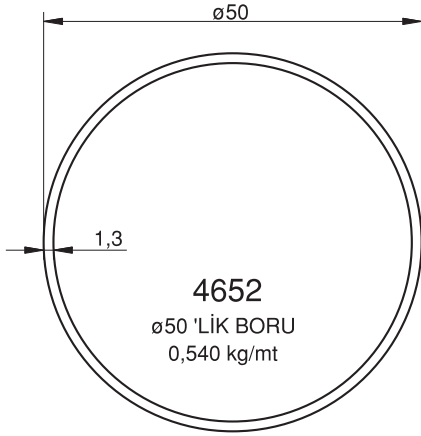
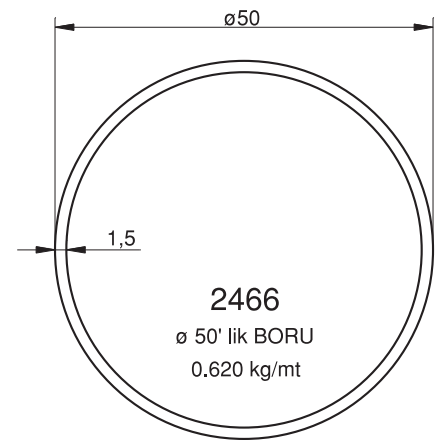
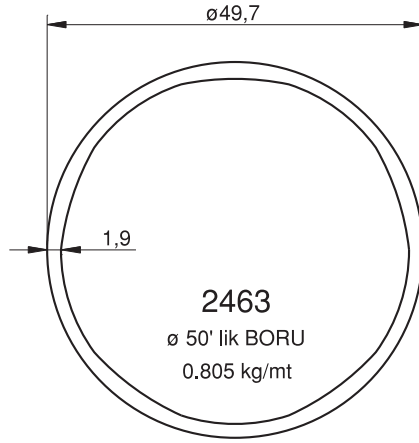
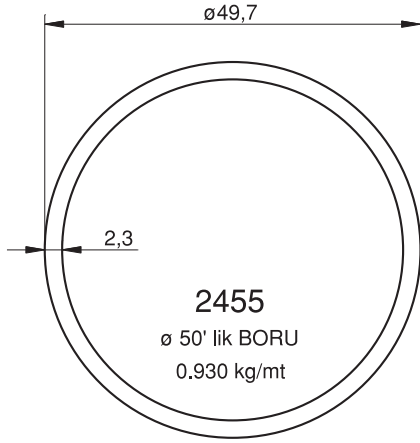
ø19X1,2 BORU
0.185 kg/mt



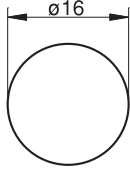
2458

DİKME KAPAK
0.070 kg/mt

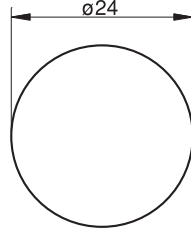
KÜPEŞTE PROFİLİ



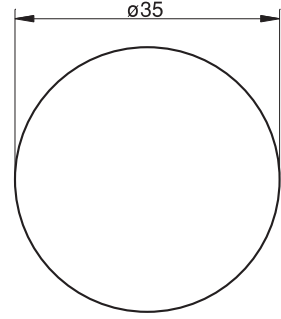
KÜPEŞTE AKSESUAR PROFİLİ




3009
ø16 DOLU
0.545 kg/mt




3010
ø24 DOLU
1.230 kg/mt



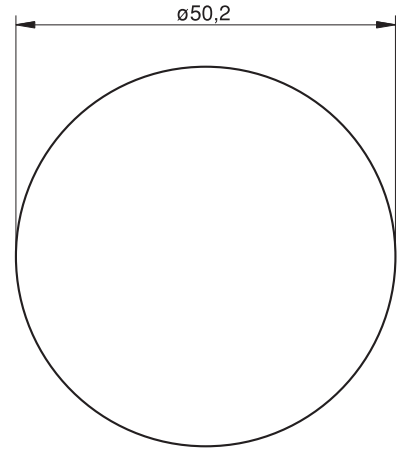
3011
ø35 DOLU
2.610 kg/mt




3012
ø40 DOLU
3.405 kg/mt




3013
ø40.5 DOLU
3.495 kg/mt



3014
ø50.2 DOLU
5.365 kg/mt

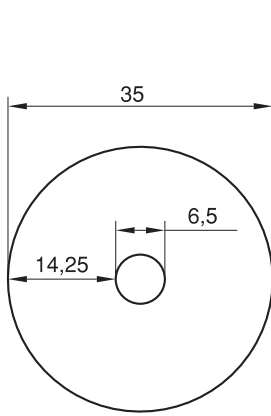


4808
ø56 DOLU
6.675 kg/mt

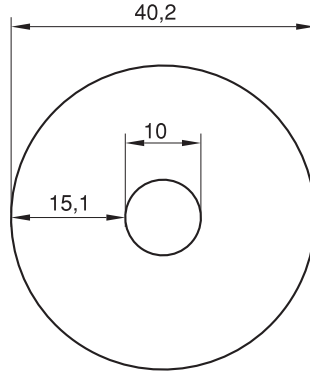


3015
ø60 DOLU
7.665 kg/mt

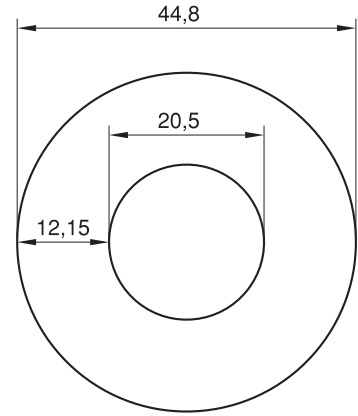
KÜPEŞTE AKSESUAR PROFİLİ



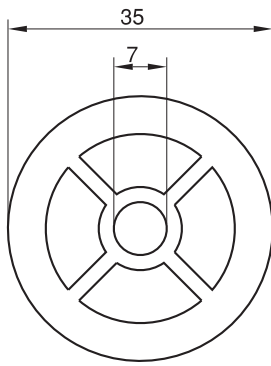
3016
Ø35 BORU
2.520 kg/mt



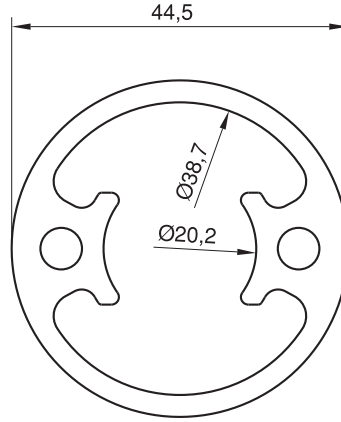
3017
Ø40 BORU
3.230 kg/mt



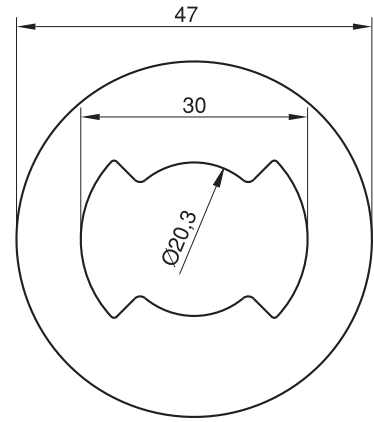
3018
Ø45 BORU
3.380 kg/mt



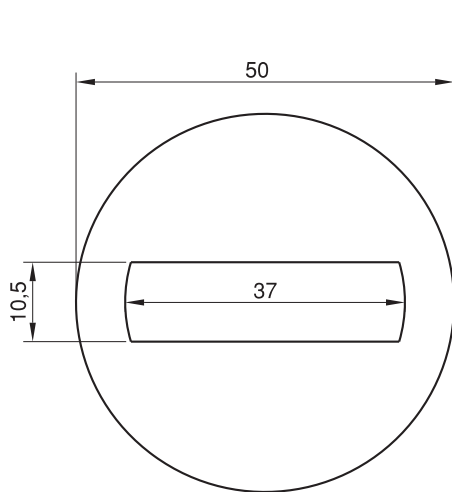
3019
KÜPEŞTE AKS.
1.585 kg/mt



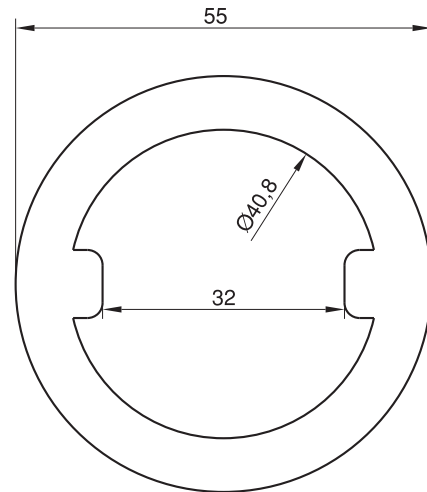
3024
KÜPEŞTE AKS.
1.610 kg/mt



3025
KÜPEŞTE AKS.
3.305 kg/mt

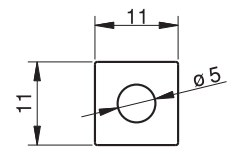
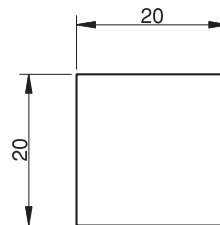
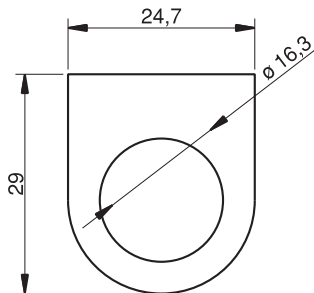
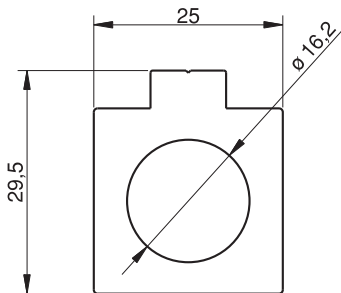
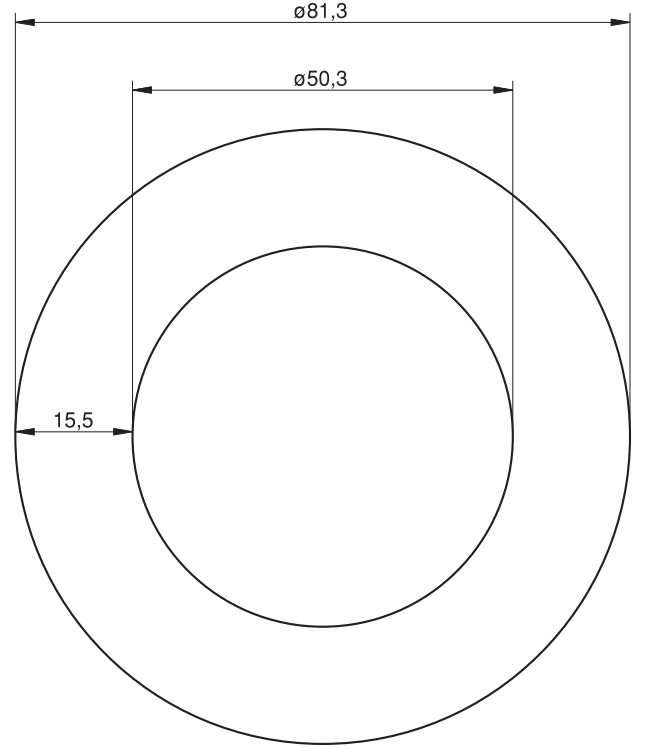
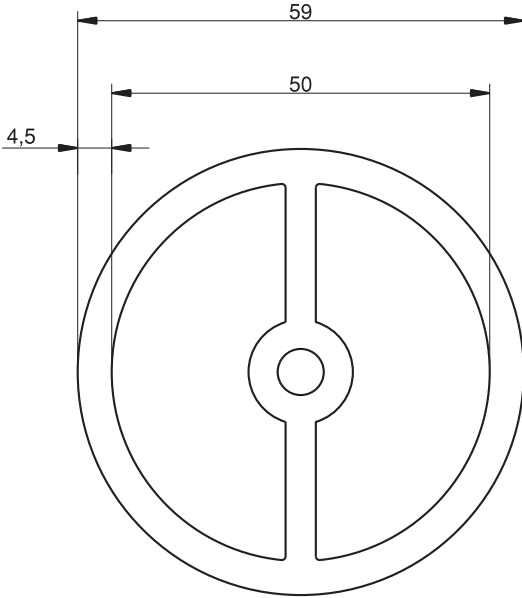
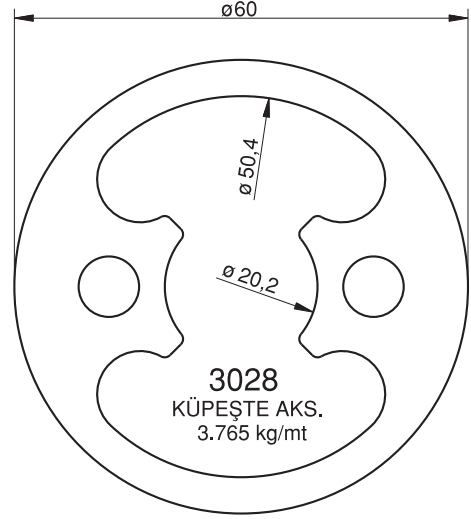
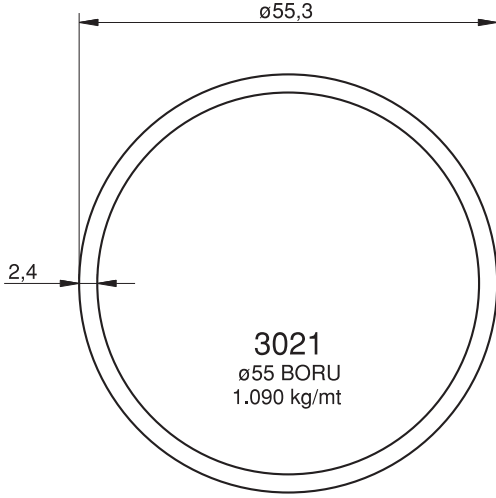


3026
KÜPEŞTE AKS.
4.285 kg/mt

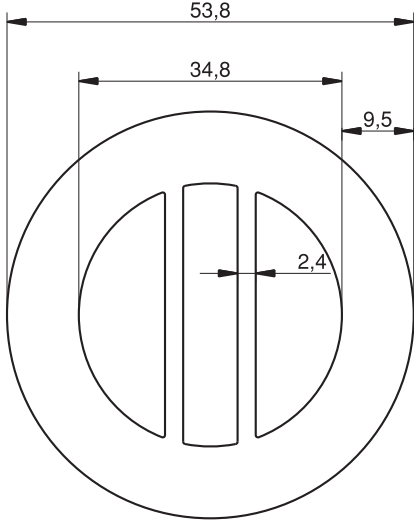


3027
KÜPEŞTE AKS.
3.095 kg/mt

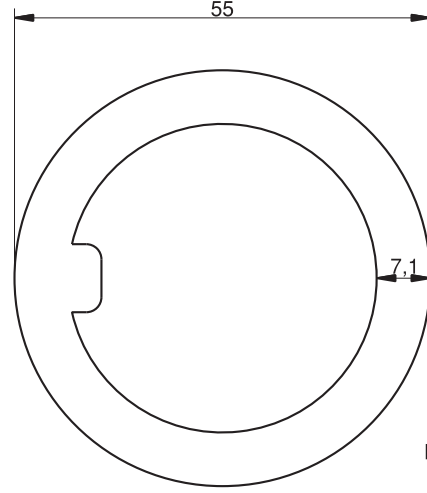
KÜPEŞTE AKSESUAR PROFİLİ



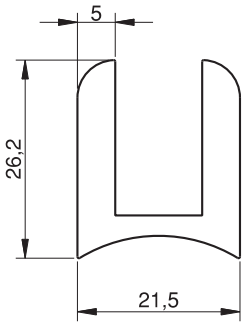
KÜPEŞTE AKSESUAR PROFİLİ



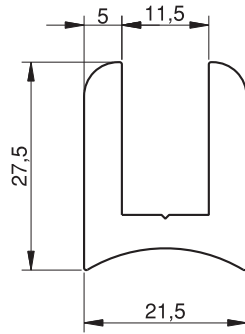
4802
ø54 BORU
4.020 kg/mt



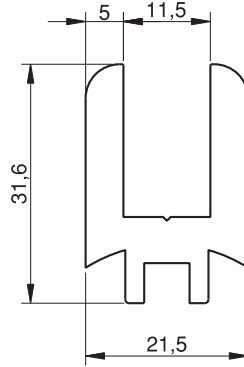
4805
KÜPEŞTE AKSESUAR
2.994 kg/mt



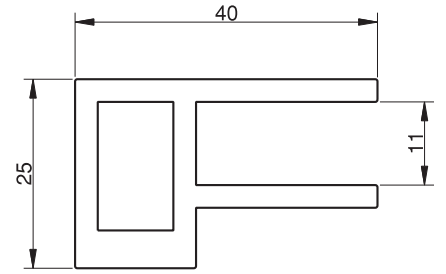
2465
KÜPEŞTE AKS.
0.745 kg/mt



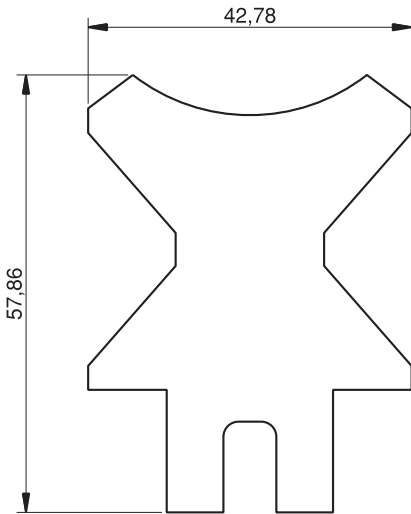
3038
KÜPEŞTE AKS.
0.840 kg/mt



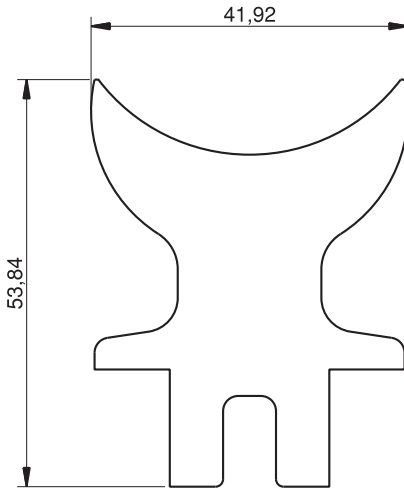
3039
KÜPEŞTE AKS.
0.930 kg/mt



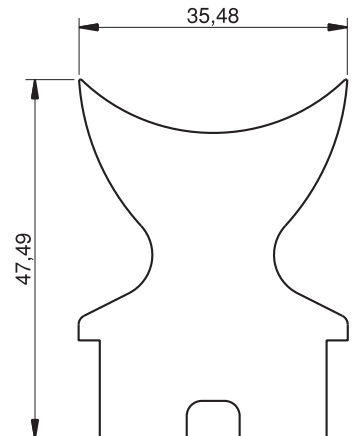
3143
KÜPEŞTE AKS.
1.015 kg/mt



4804
KÜPEŞTE AKSESUAR
4.095 kg/mt

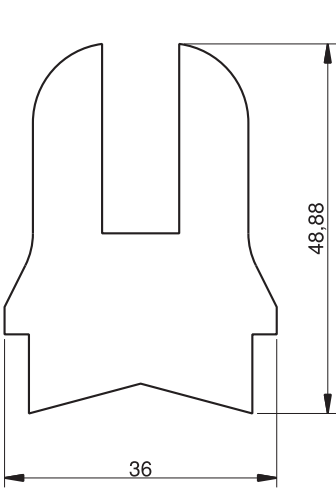


4806
KÜPEŞTE AKSESUAR
3.235 kg/mt

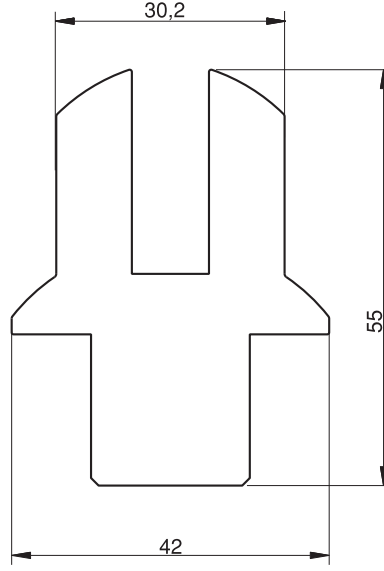


4807
KÜPEŞTE AKSESUAR
4.040 kg/mt

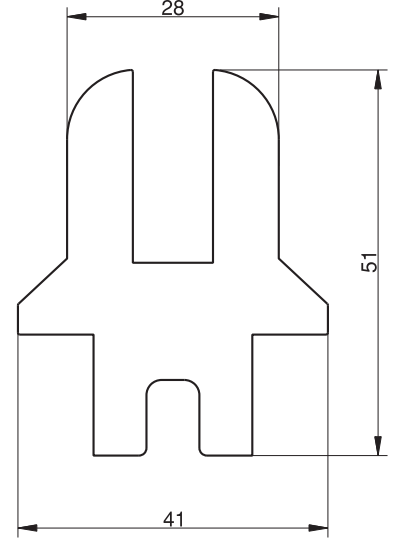
KÜPEŞTE AKSESUAR PROFİLİ



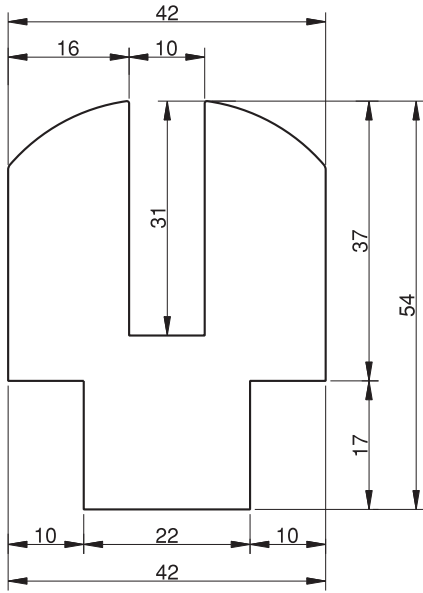
4803
KÜPEŞTE AKS.
2.985 kg/mt



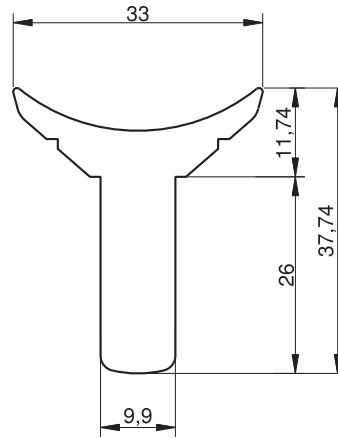
3036
KÜPEŞTE AKS.
3.295 kg/mt



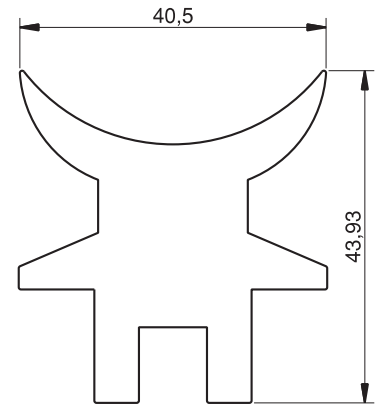
3037
KÜPEŞTE AKS.
2.800 kg/mt



3040
KÜPEŞTE AKS.
4.125 kg/mt

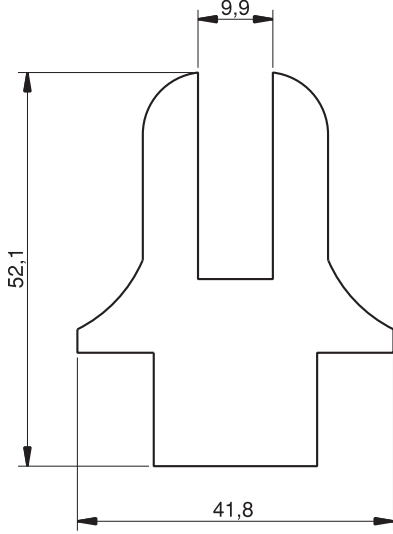


3035
KÜPEŞTE AKS.
1.155 kg/mt

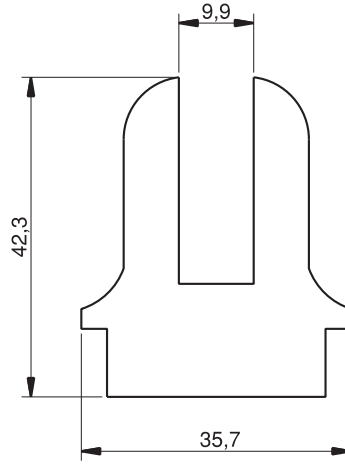


3116
KÜPEŞTE AKS.
2.300 kg/mt

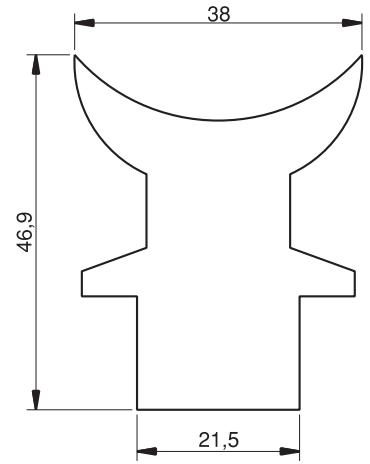
KÜPEŞTE AKSESUAR



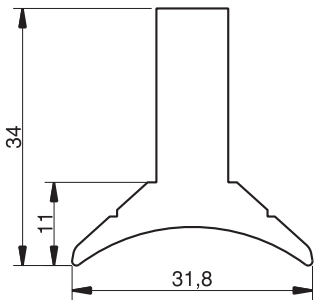
4810
KÜPEŞTE AKS.
2.860 kg/mt



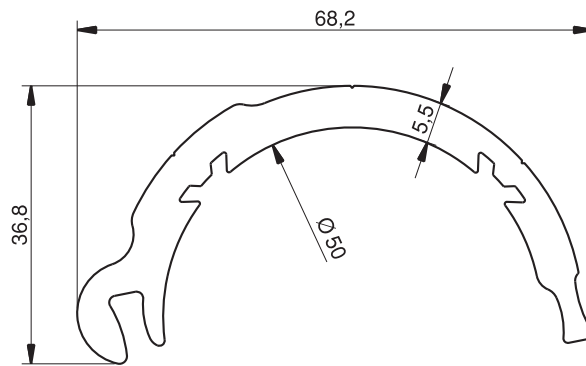
4811
KÜPEŞTE AKS.
2.265 kg/mt



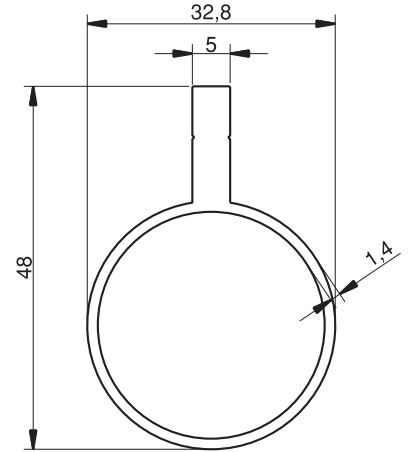
4812
KÜPEŞTE AKS.
2.745 kg/mt



4809
KÜPEŞTE AKS.
1.015 kg/mt

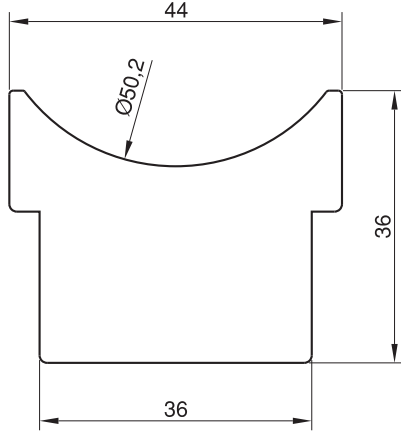


4816
ASKILIK PRO.
1.475 kg/mt

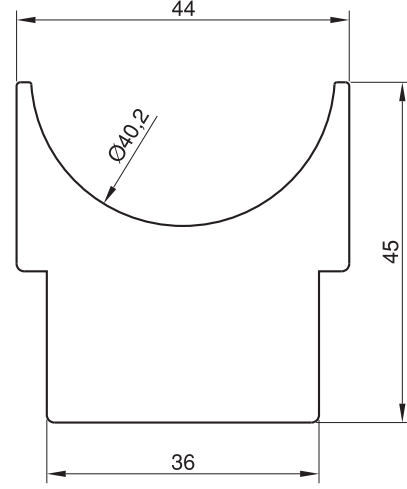


4817
ASKILIK BORU
0.830 kg/mt

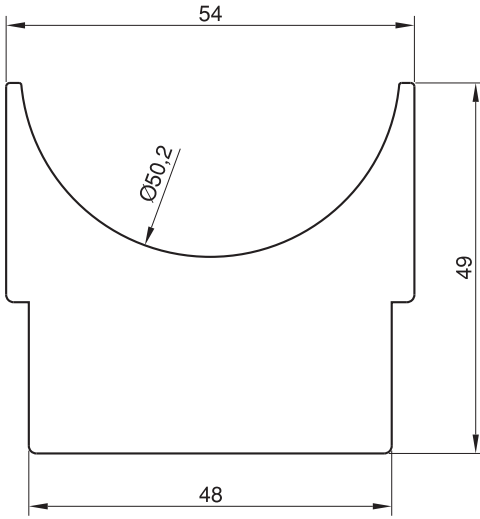
KÜPEŞTE AKSESUAR PROFİLİ



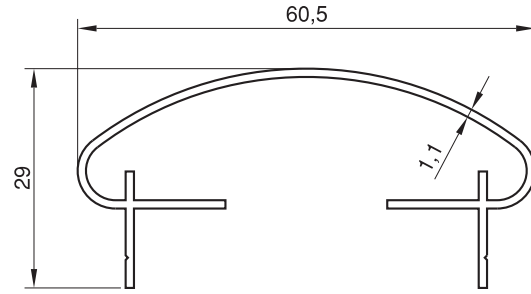
3033
KÜPEŞTE AKS.
3.100 kg/mt



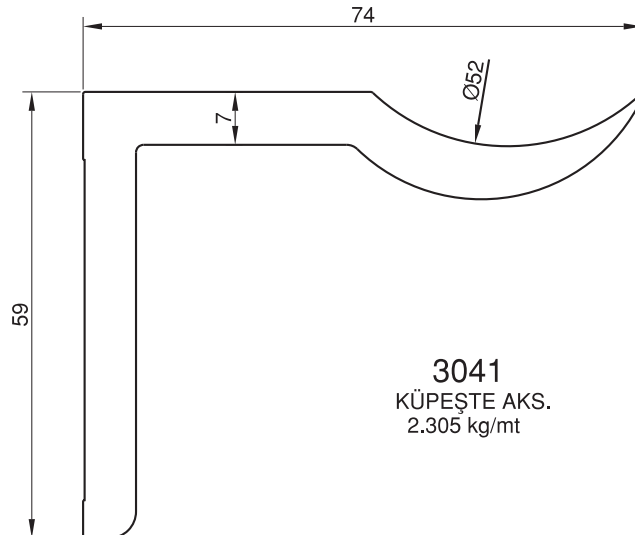
3032
KÜPEŞTE AKS.
3.330 kg/mt



3034
KÜPEŞTE AKS.
4.450 kg/mt

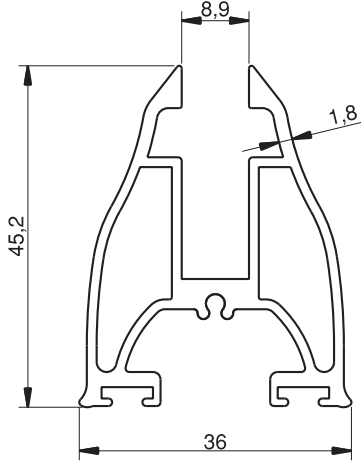


2260
MERDİVEN KÜPEŞTE
0.415 kg/mt

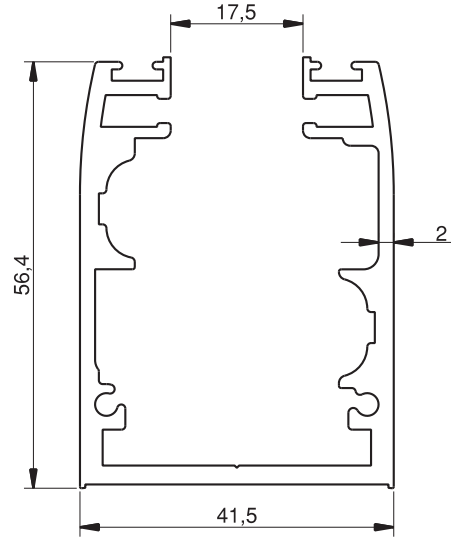


3041
KÜPEŞTE AKS.
2.305 kg/mt

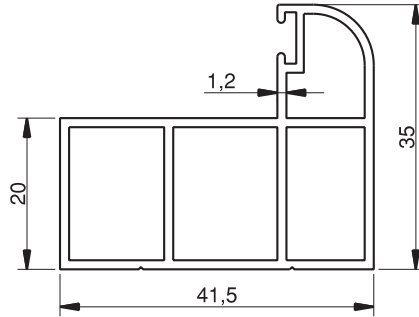
CAM BALKON PROFİLLERİ



4486
CAM BALKON KANAT
0.885 kg/mt

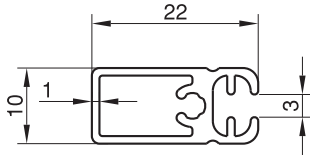


4487
CAM BALKON KASA
1.415 kg/mt

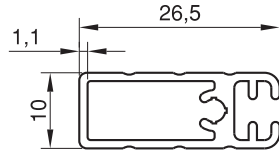


4492
CAM BALKON YAN DİKME
0.520 kg/mt

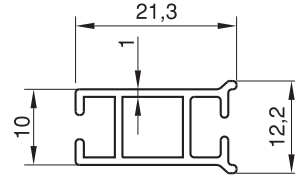
DUŞKABİN PROFİLLERİ



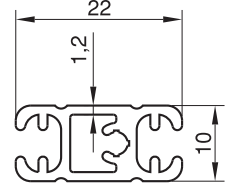
2330
SABİT DİKME
0.230 kg/mt



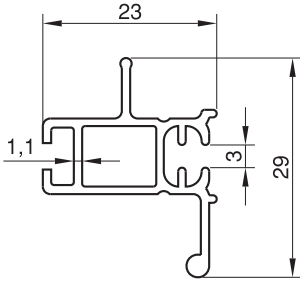
2358
SABİT DİKME
0.260 kg/mt



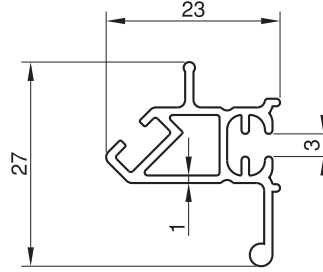
3086
KÖRÜK PRF.
0.195 kg/mt



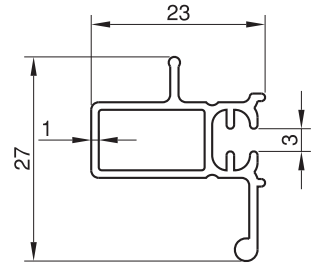
2352
ORTA DİKME
0.280 kg/mt



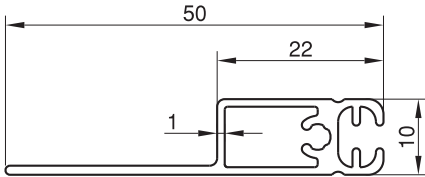
2332
DÜZ MİK. DİKME
0.290 kg/mt



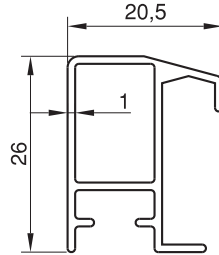
2333
KÖŞE MİK. DİKME
0.280 kg/mt



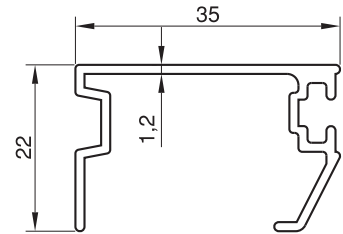
2331
KAYAR DİKME
0.265 kg/mt



2334
ASKILIK
0.320 kg/mt

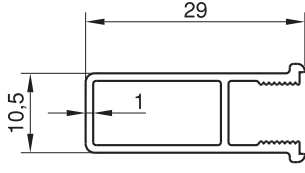


2335
İÇ RAY
0.265 kg/mt

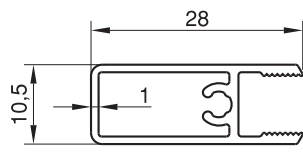


2336
DIŞ RAY
0.325 kg/mt

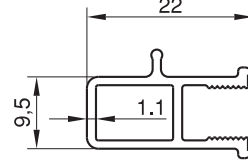
DUŞKABİN PROFİLLERİ



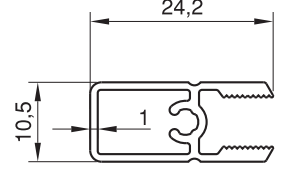
2341
ÜÇ ÇERÇEVE DİKME
0.225 kg/mt



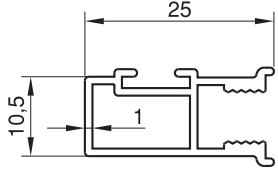
2342
ÜÇ ALT/ÜST ÇERÇEVE DİKME
0.235 kg/mt



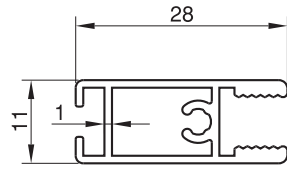
2343
ÜÇ DİKME
0.205 kg/mt



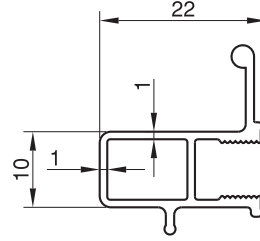
2357
FİTİLLİ DİKME
0.230 kg/mt



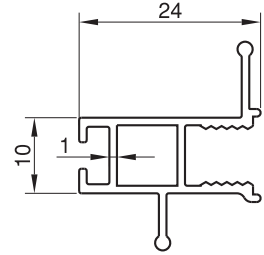
3099
FİTİLLİ DİKME
0.235 kg/mt



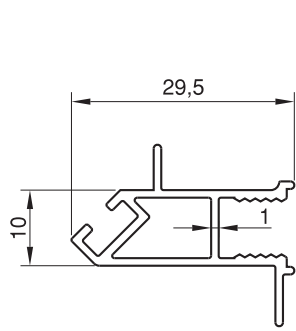
3098
FİTİLLİ DİKME
0.285 kg/mt



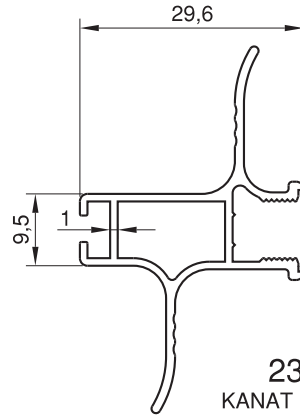
2356
FİTİLLİ ORTA
0.240 kg/mt



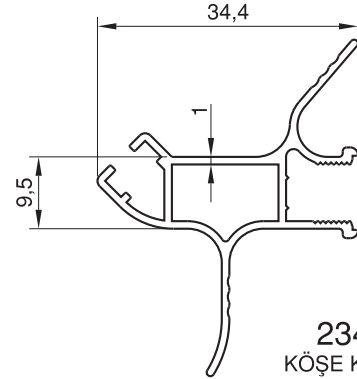
2382
ORTA MİKNATIS
0.260 kg/mt



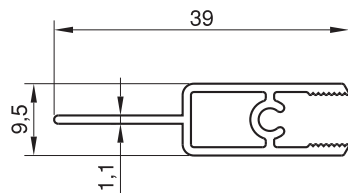
2383
KÖŞE MİKNATIS
0.270 kg/mt



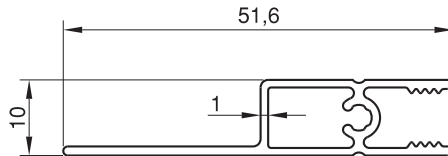
2345
KANAT ÇEKME
0.355 kg/mt



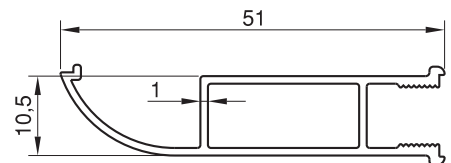
2346
KÖŞE KANAT
0.350 kg/mt



2344
ÜÇ ASKILIK
0.245 kg/mt

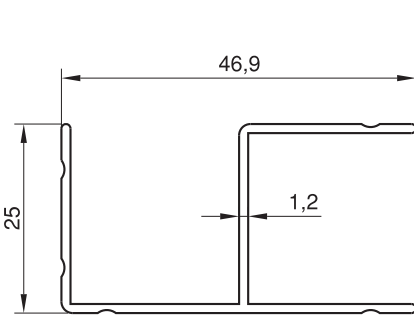


2353
FİTİLLİ ASKILIK
0.300 kg/mt

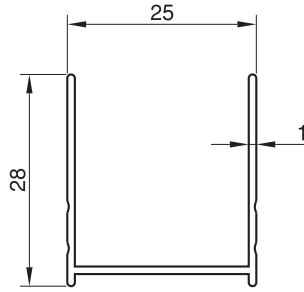


2347
ÜÇ YAN PAN. BAĞ. DİKME
0.310 kg/mt

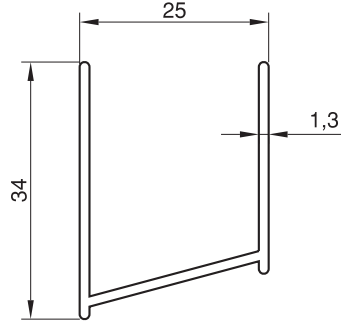
DUŞKABİN PROFİLLERİ



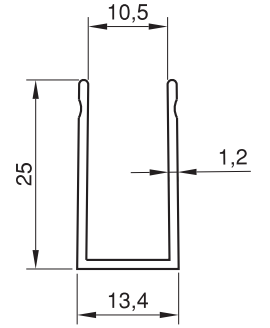
2337
BAĞLI DİKME
0.370 kg/mt



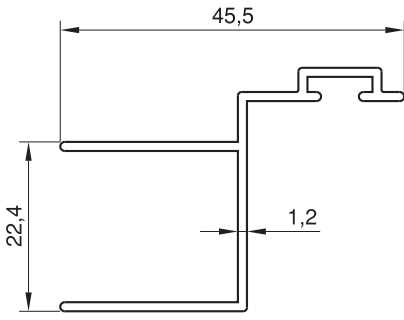
2338
GENİŞ DUVAR DİKME
0.210 kg/mt



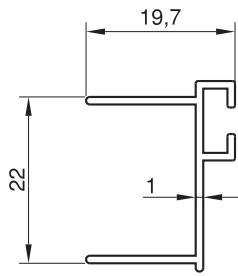
2385
AÇILI DUVAR DİKME
0.300 kg/mt



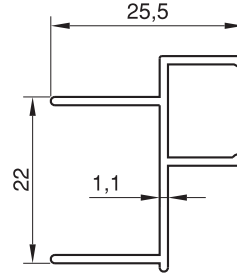
2339
DAR DUVAR DİKME
0.195 kg/mt



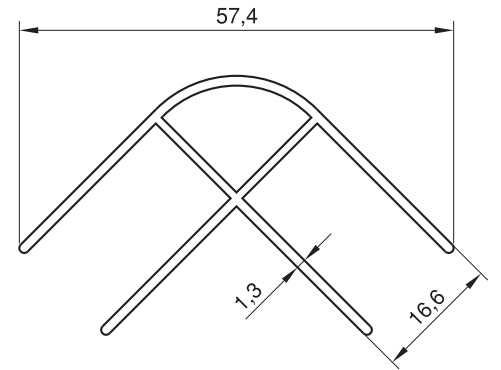
3100
KAPI KARŞILIK
0.345 kg/mt



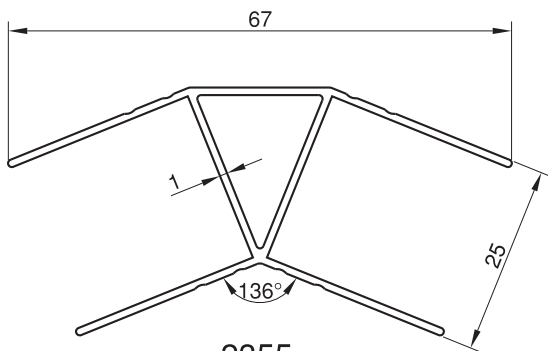
2354
KAPI MIK. KARŞILIK
0.185 kg/mt



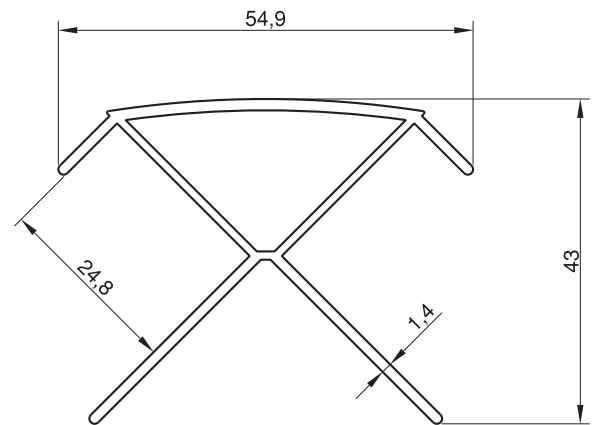
2340
KAPI KARŞILIK
0.230 kg/mt



2384
AÇILI BAĞLI DİKME
0.520 kg/mt

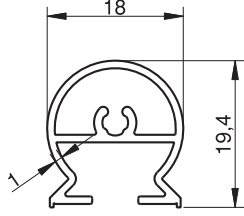


2355
AÇILI BAĞLI DİKME
0.455 kg/mt

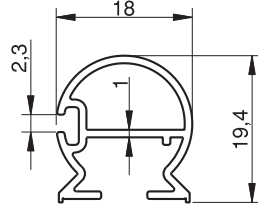


4561
DÖNÜŞ PRF.
0.640 kg/mt

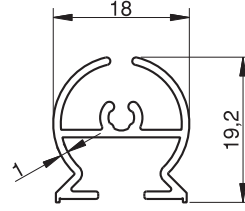
DUŞKABİN PROFİLLERİ



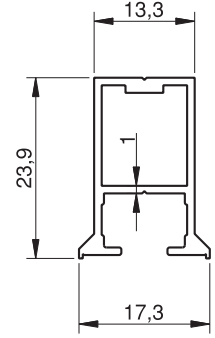
2360
ÖN DİKME
0.230 kg/mt



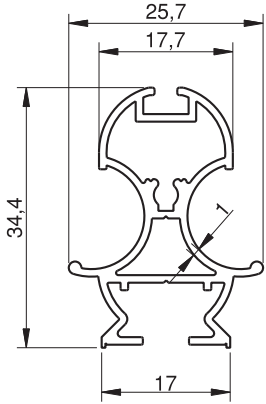
2361
ARKA DİKME
0.220 kg/mt



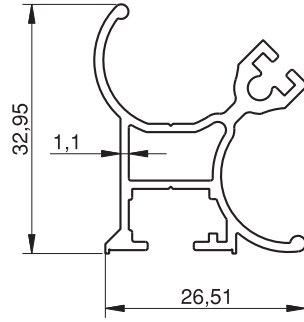
2362
ORTA DİKME
0.220 kg/mt



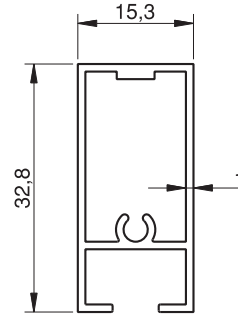
2370
ARKA SABİT
0.240 kg/mt



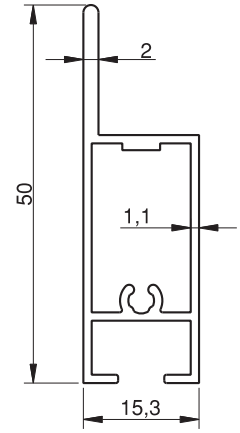
2363
ORTA DİKME
0.415 kg/mt



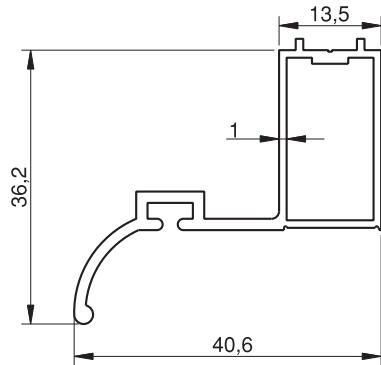
2364
KÖŞE KİRİŞLİ DİKME
0.425 kg/mt



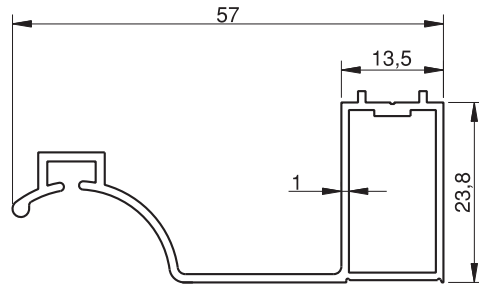
2365
ASKILIK
0.305 kg/mt



2386
ASKI
0.425 kg/mt

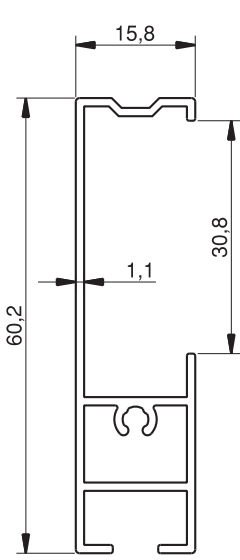


2366
KISA KAPI KARŞILIK
0.400 kg/mt

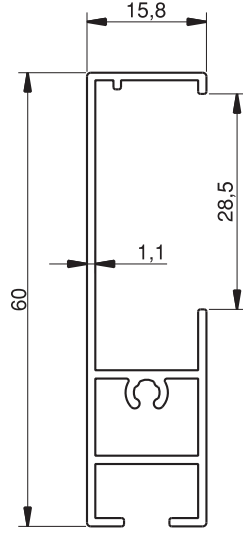


2367
UZUN KAPI KARŞILIK
0.410 kg/mt

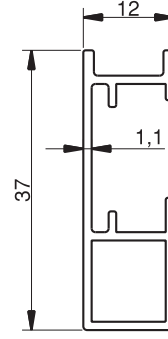
DUŞKABİN PROFİLLERİ



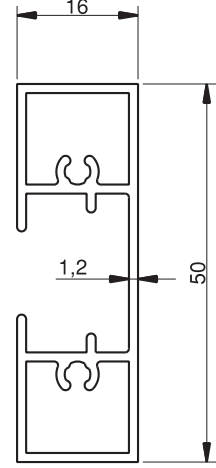
2368
JAKUZİ DIŞ RAY
0.445 kg/mt



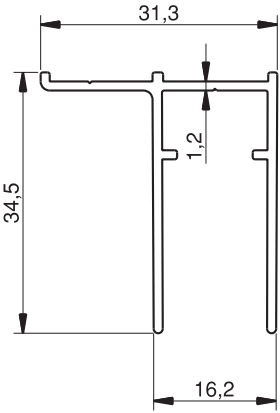
2371
DIŞ RAY
0.445 kg/mt



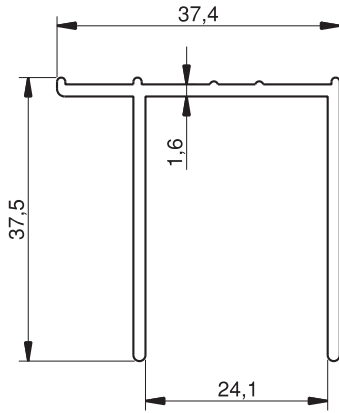
2372
İÇ RAY
0.290 kg/mt



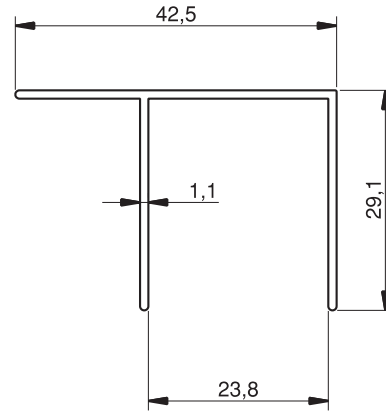
3134
RAY
0.535 kg/mt



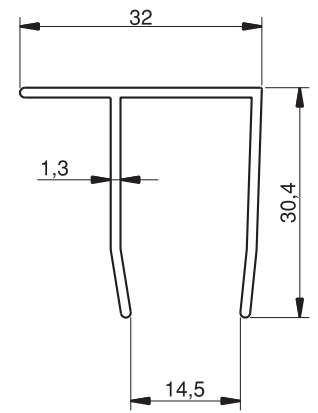
2373
DUVAR DİKME
0.340 kg/mt



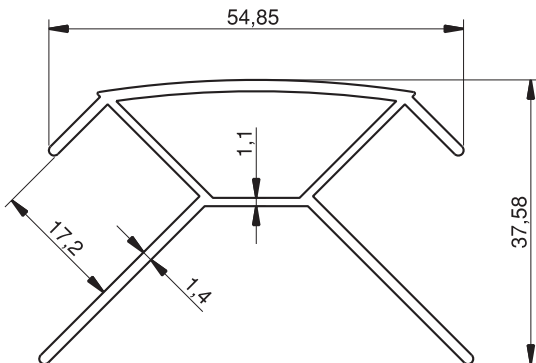
2378
DUVAR DİKMESİ
0.475 kg/mt



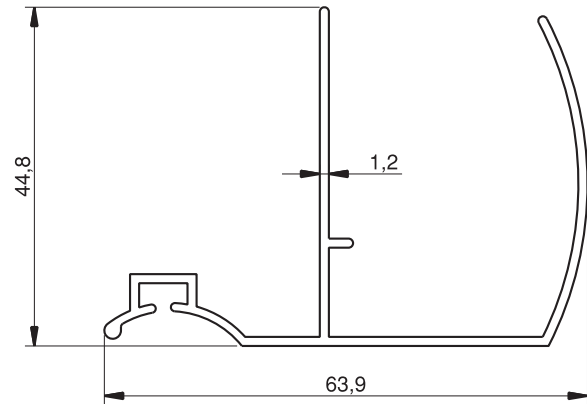
4981
DUVAR DİKMESİ
0.295 kg/mt



2387
DUVAR DİKME
0.320 kg/mt

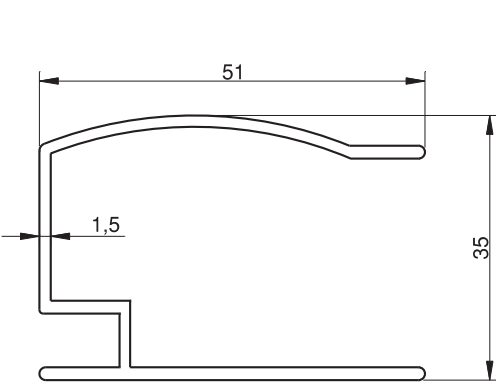


2377
DÖNÜŞ PRF.
0.620 kg/mt

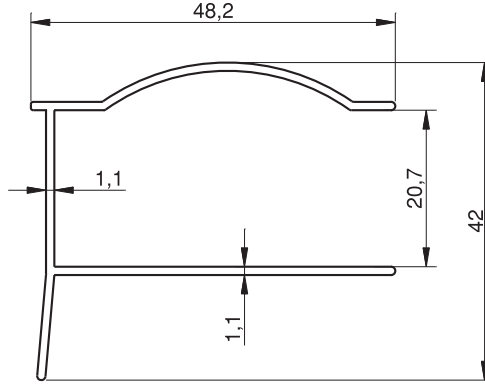


4560
DUVAR DİKME
0.540 kg/mt

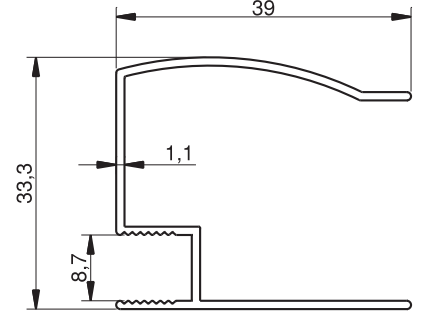
DUŞKABİN PROFİLLERİ



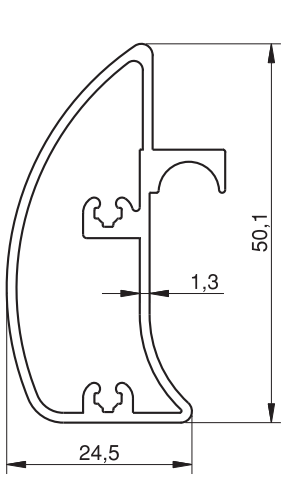
2379
CAM DİKMESİ
0.610 kg/mt



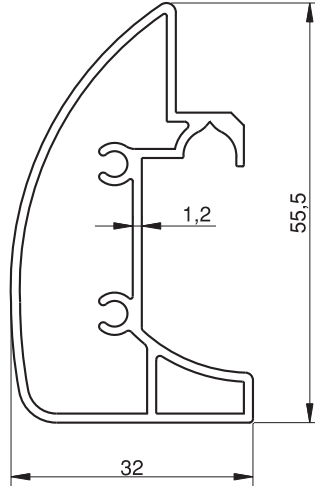
3097
KENAR PRF.
0.390 kg/mt



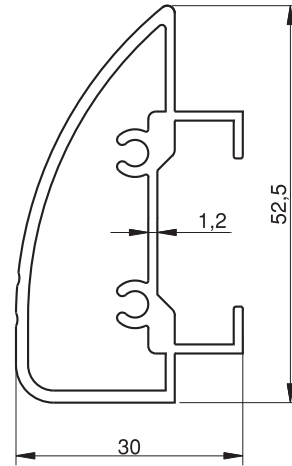
4980
KENAR PRF.
0.345 kg/mt



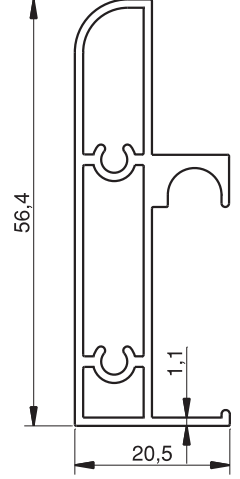
2380
RAY PRF.
0.640 kg/mt



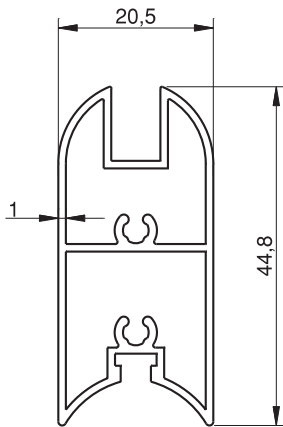
2381
RAY PRF.
0.675 kg/mt



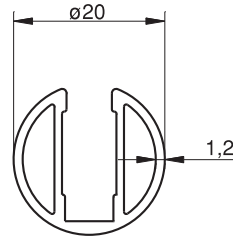
3051
RAY PRF.
0.730 kg/mt



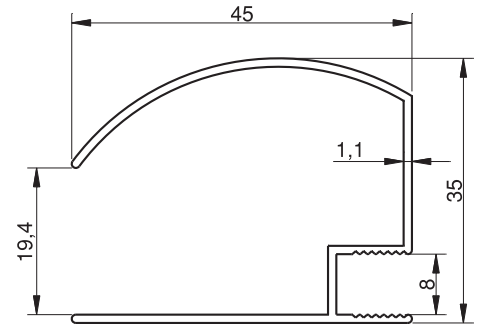
4988
RAY PRF.
0.600 kg/mt



3095
CAM KABİN YAN
0.520 kg/mt

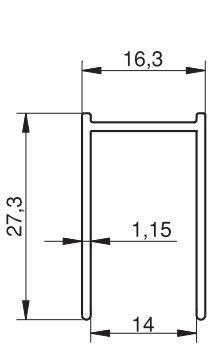


3096
CAM KABİN YAN
0.280 kg/mt

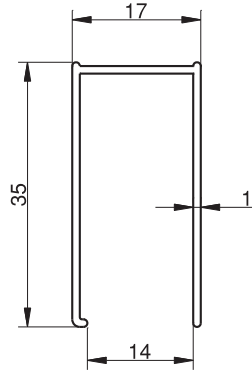


2388
KENAR PRF.
0.390 kg/mt

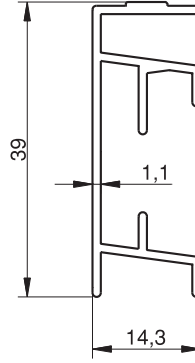
DUŞKABİN PROFİLLERİ



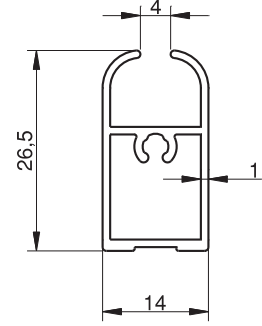
3144
DUVAR DİKME
0.215 kg/mt



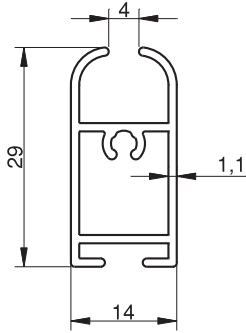
3148
DUVAR DİKME
0.235 kg/mt



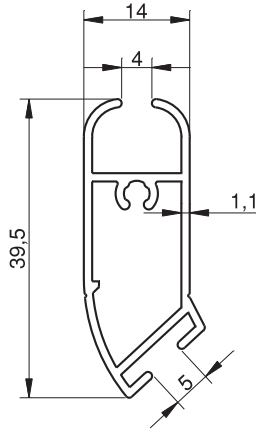
3149
RAY
0.310 kg/mt



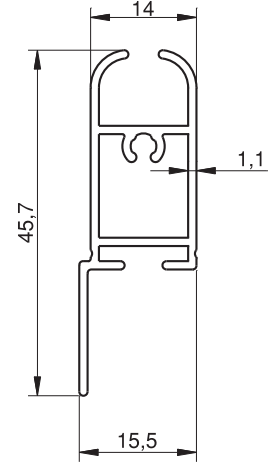
3150
DİKME
0.255 kg/mt



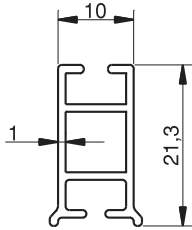
3151
DİKME
0.300 kg/mt



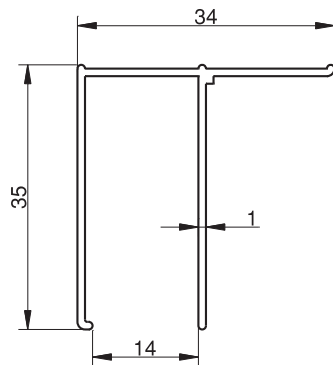
3152
KÖŞE DİKME
0.345 kg/mt



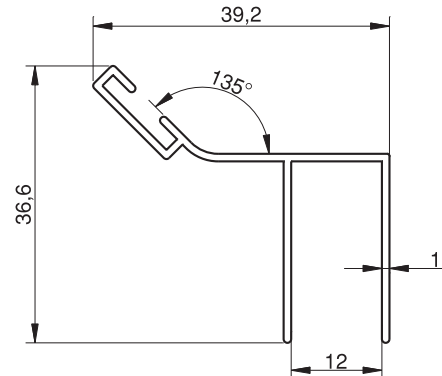
3153
ASKI
0.355 kg/mt



3086
DİKME
0.195 kg/mt

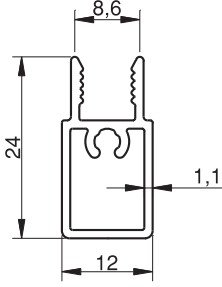


3154
DUVAR DİKME
0.280 kg/mt

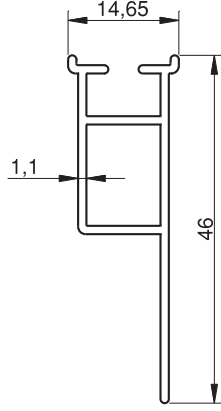


3155
DUVAR DİKME
0.280 kg/mt

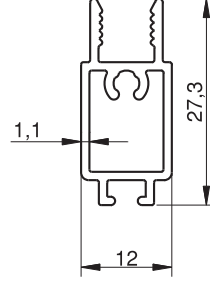
DUŞKABİN PROFİLLERİ



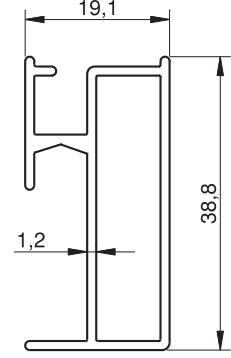
2390
SABİT DİKME
0,245 kg / mt



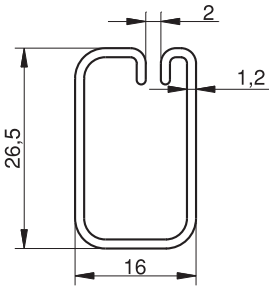
2306
ASKILIK
0,290 kg / mt



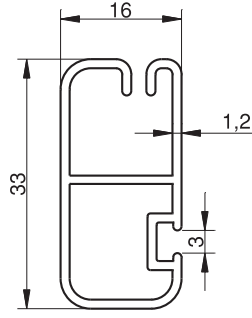
2393
FİTİLLİ DİKME
0,270 kg / mt



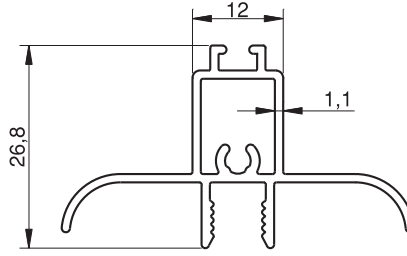
2327
İÇ RAY
0,435 kg / mt



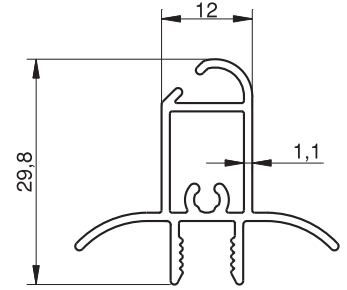
2359
ÇERÇEVE PRF.
0,260 kg / mt



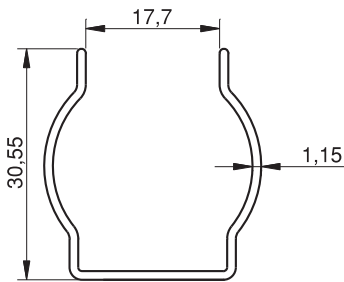
2395
FİTİLLİ ÇERÇEVE PRF.
0,370 kg / mt



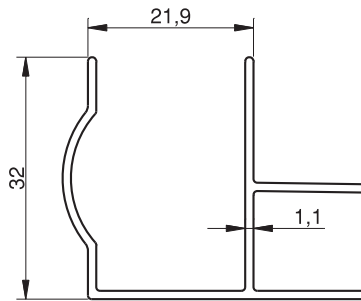
2392
ÇERÇEVE PRF.
0,390 kg / mt



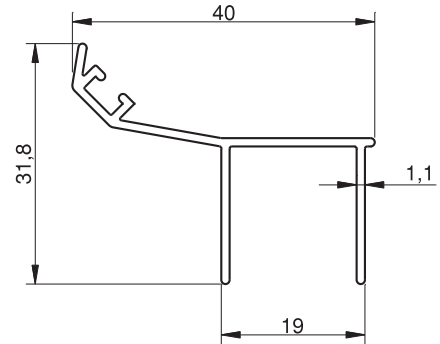
2391
KÖŞE MİK. DİKME
0,455 kg / mt



2328
DUVAR DİKME
0,265 kg / mt

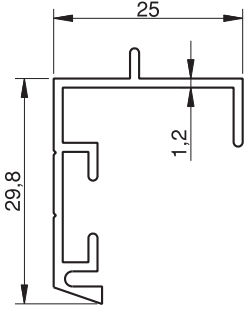


2389
BAĞLI DİKME
0,350 kg / mt

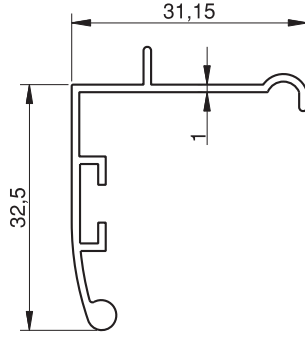


2394
KAPI KARŞILIK
0,280 kg / mt

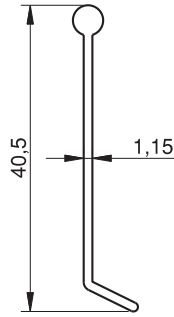
MENFEZ PROFİLLERİ



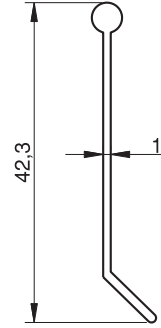
2052
MENFEZ KASA
0.280 kg/mt



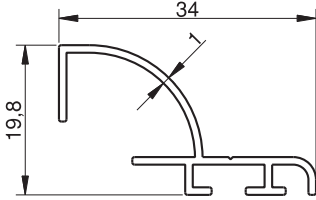
2239
MENFEZ KASA
0.255 kg/mt



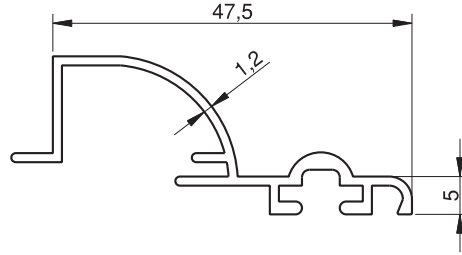
2053
MENFEZ YAPRAK
0.160 kg/mt



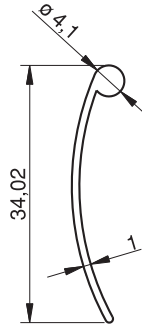
2240
MENFEZ YAPRAK
0.150 kg/mt



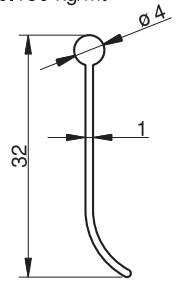
2246
MENFEZ KASA
0.210 kg/mt



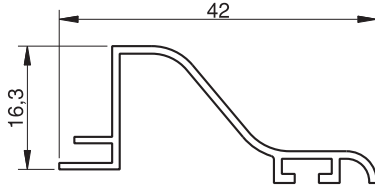
2243
MENFEZ KASA
0.370 kg/mt



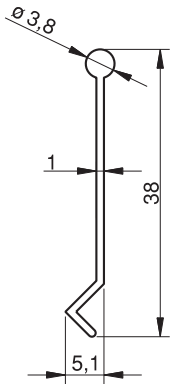
2237
MENFEZ YAPRAK
0.125 kg/mt



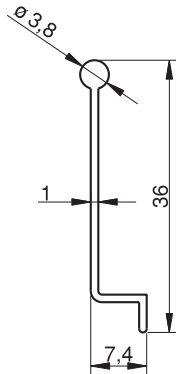
2245
MENFEZ YAPRAK
0.115 kg/mt



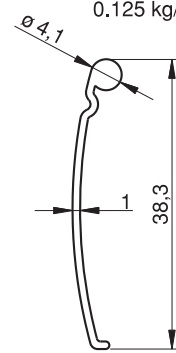
2086
MENFEZ KASA
0.215 kg/mt



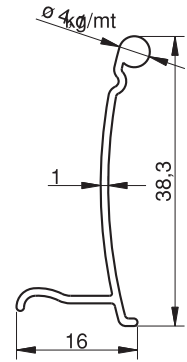
2084
MENFEZ YAPRAK
0.130 kg/mt



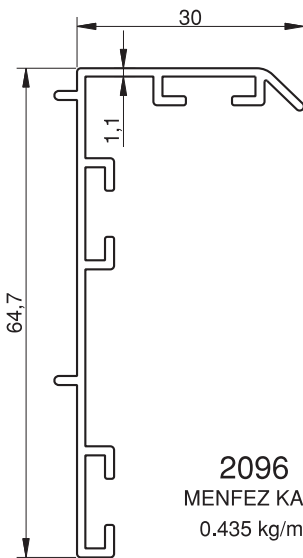
2085
MENFEZ YAPRAK
0.135 kg/mt



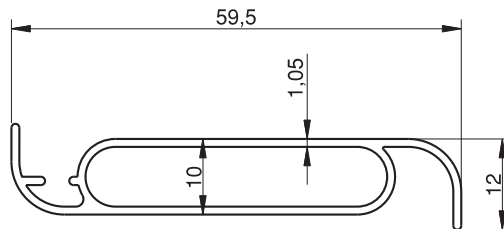
2042
MENFEZ YAPRAK
0.140 kg/mt



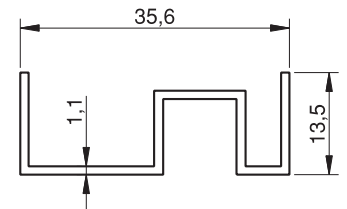
2044
MENFEZ YAPRAK
0.175 kg/mt



2096
MENFEZ KASA
0.435 kg/mt

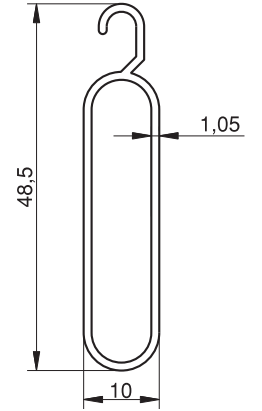
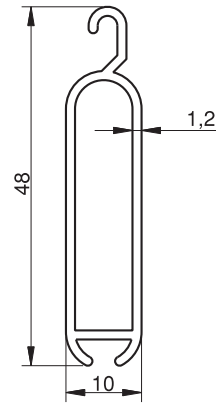
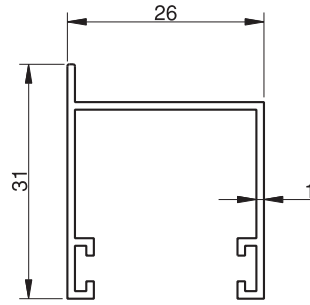
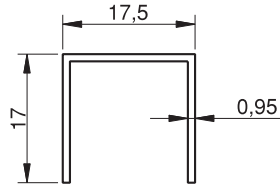
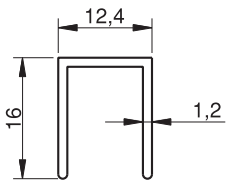
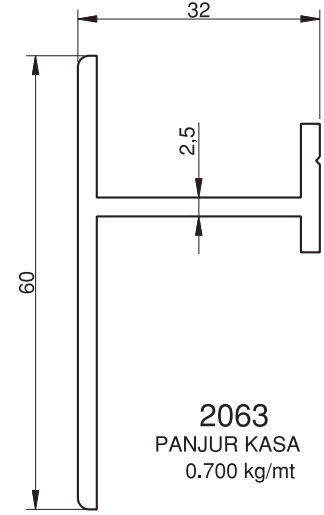
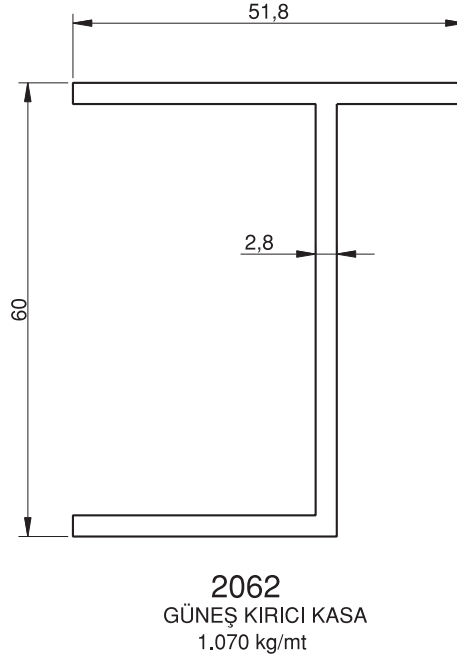
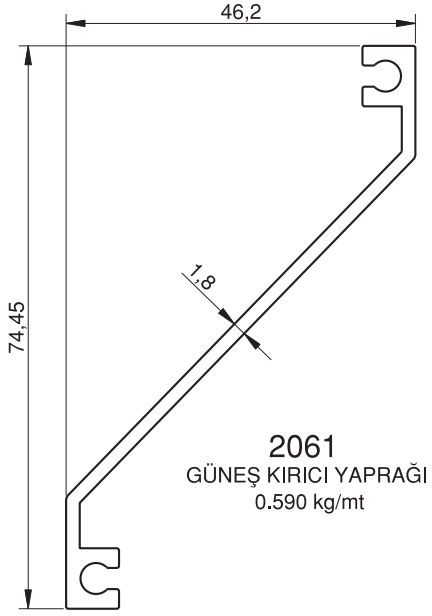


2434
PANJUR YAPRAK
0.390 kg/mt

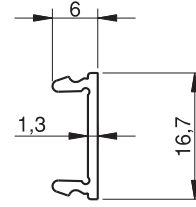
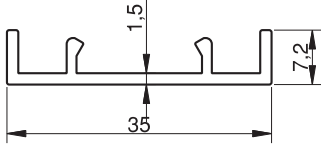
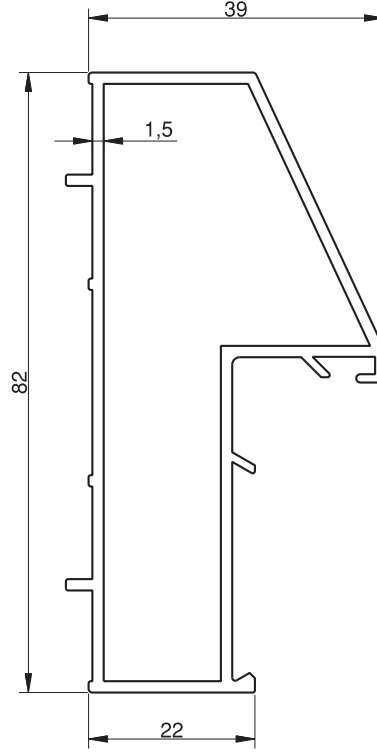
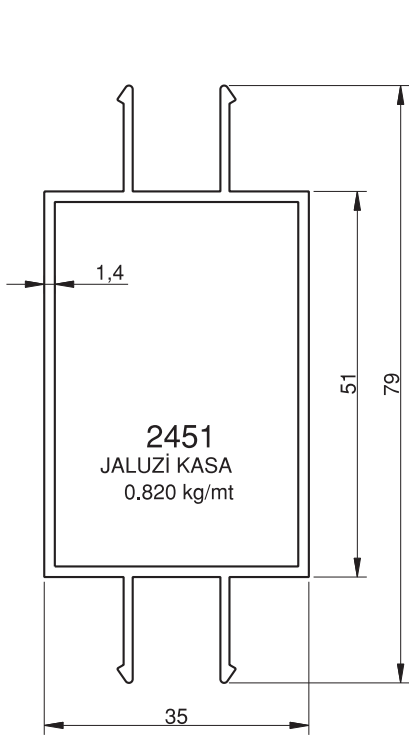


2435
PANJUR YAN
0.245 kg/mt

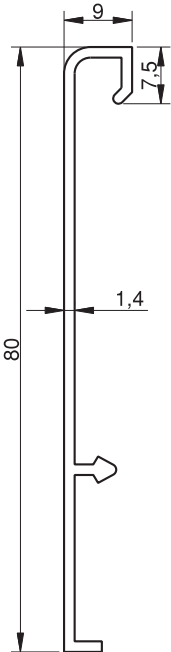
MENFEZ-PANJUR PROFİLLERİ



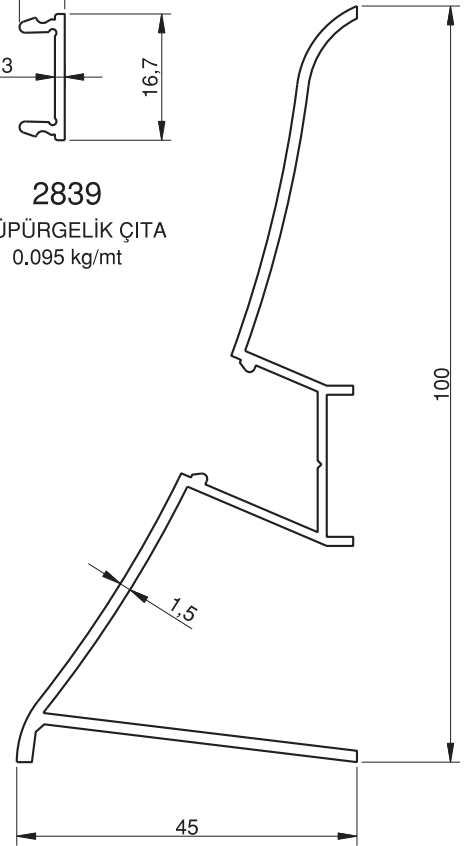
İÇ BÖLME SÜPÜRGELİK PROFİLLERİ



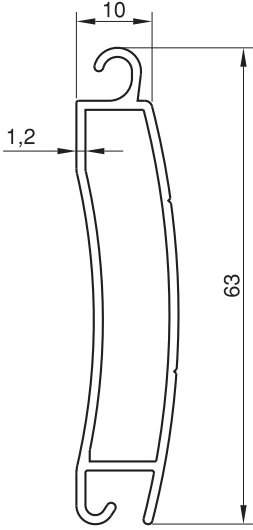
S - 52
SÜPÜRGELİK MONTAJ PLASTİĞİ



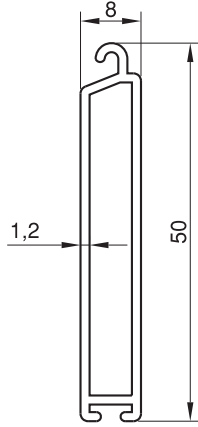
ADET SİPARİŞİ
KOD : S - 52



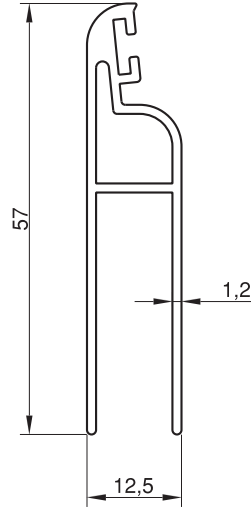
PANJUR PROFİLLERİ



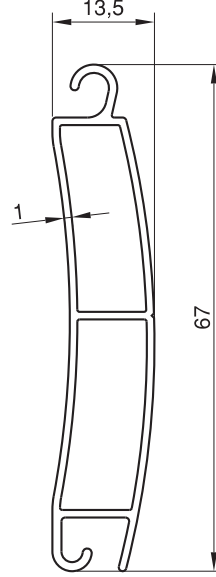
2212
PALET
0.475 kg/mt



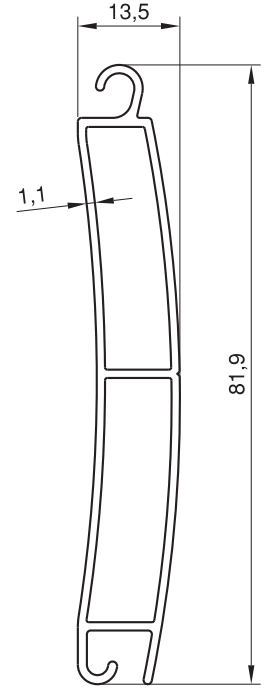
2849
PANJUR ALT ETEK
0.360 kg/mt



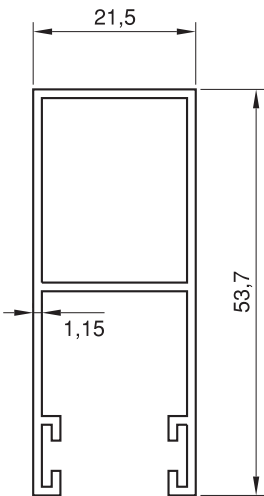
4741
PANJUR PRF.
0.475 kg/mt



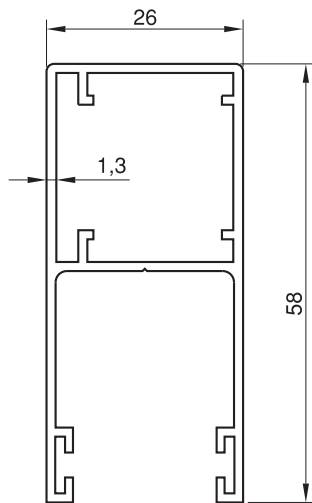
3088
PALET
0.455 kg/mt



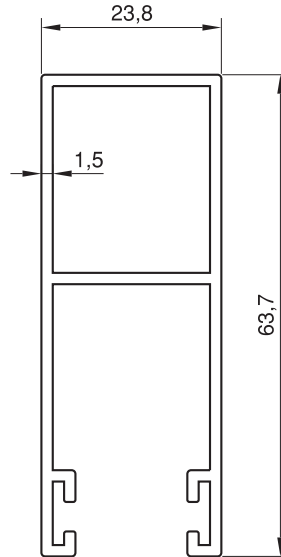
3089
PALET
0.580 kg/mt



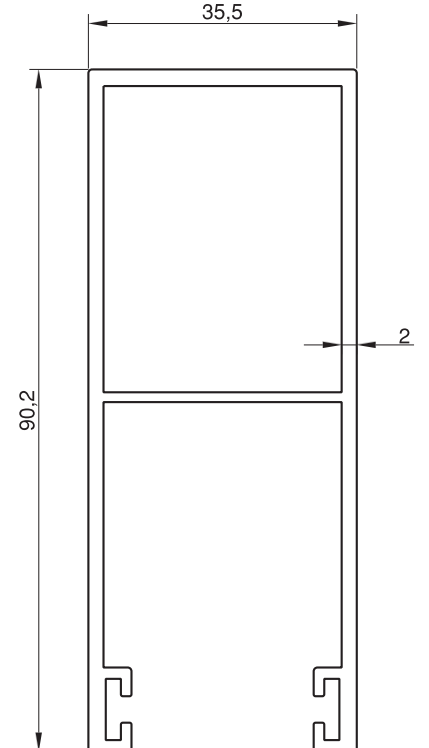
2850
PANJUR YAN U
0.510 kg/mt



2872
PANJUR YAN U
0.640 kg/mt

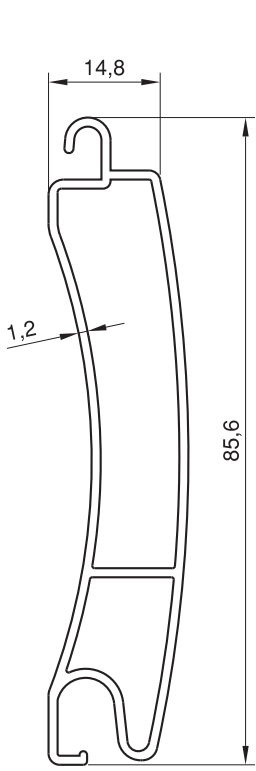


2215
YAN "U"
0.770 kg/mt

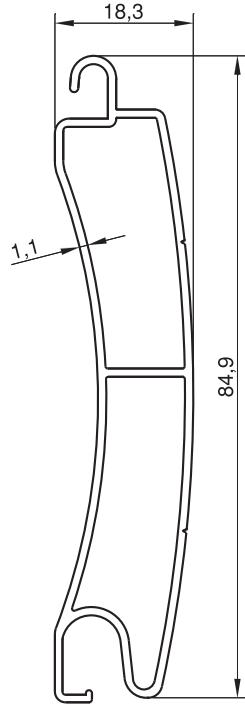


4489
YAN "U"
1.395 kg/mt

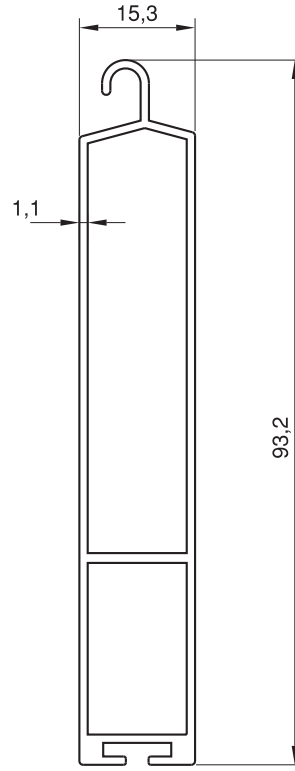
PANJUR PROFİLLERİ



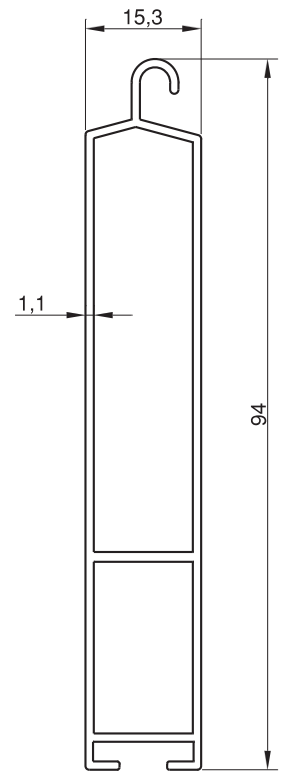
2213
PALET
0.705 kg/mt



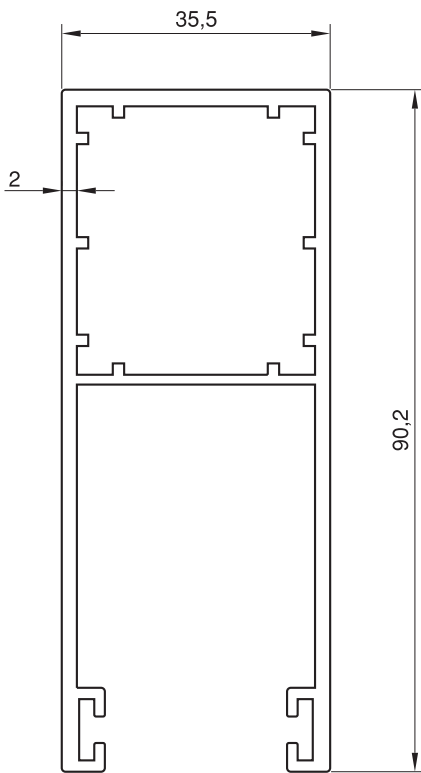
4488
PALET
0.650 kg/mt



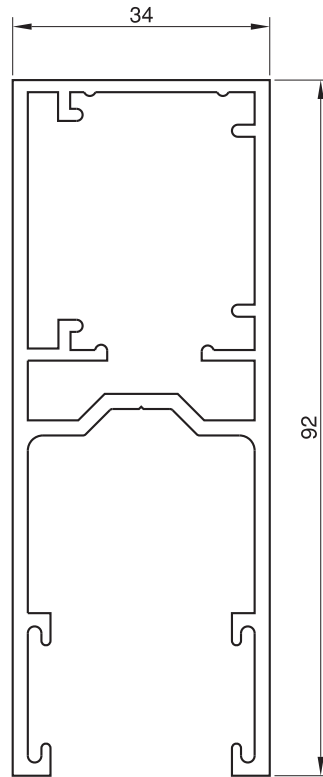
2214
ALT ETEK
0.715 kg/mt



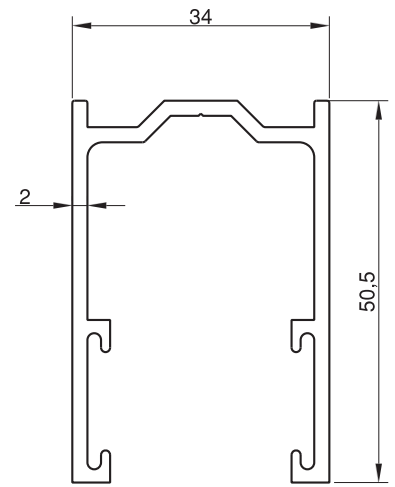
4493
ALT ETEK
0.700 g/mt



2216
YAN "U"
1.445 kg/mt

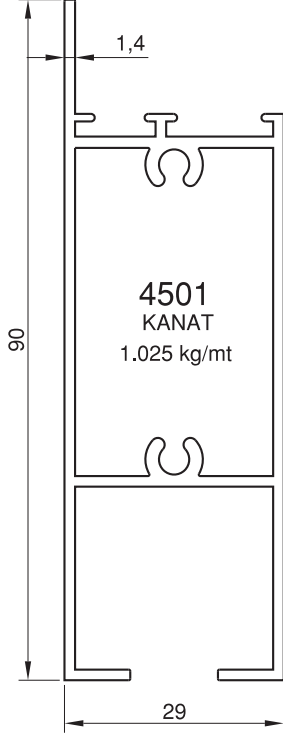


3094
YAN "U"
1.550 kg/mt

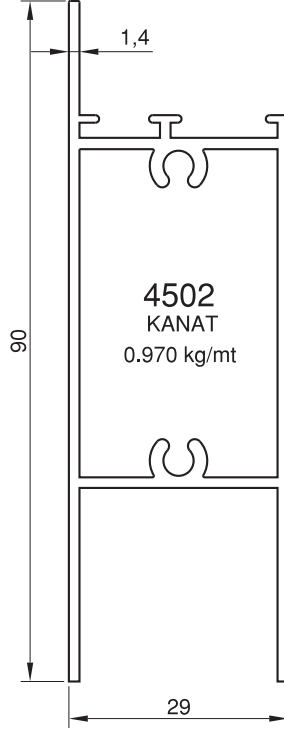


3093
YAN "U"
0.825 kg/mt

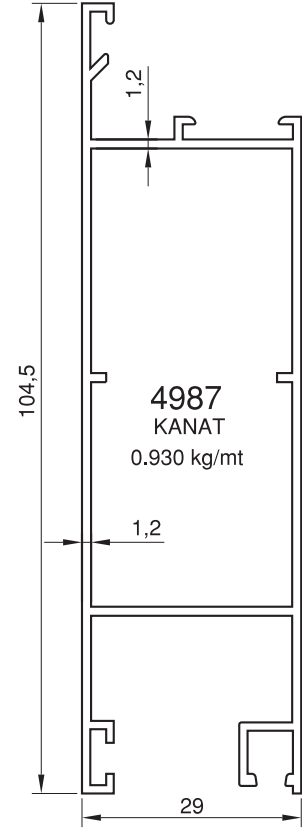
KAYAR KAPI PROFİLLERİ



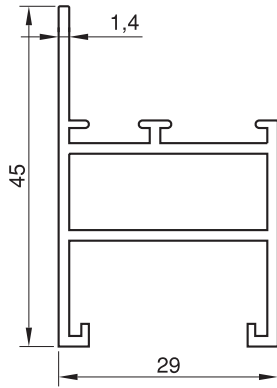
4501
KANAT
1.025 kg/mt



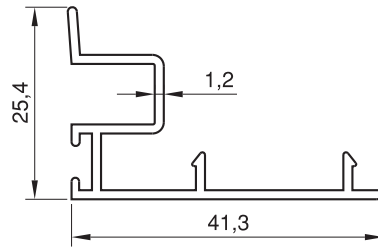
4502
KANAT
0.970 kg/mt



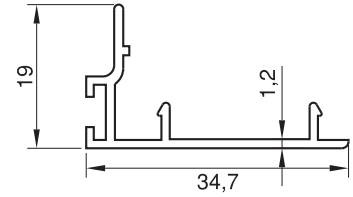
4987
KANAT
0.930 kg/mt



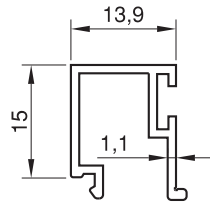
4503
KANAT
0.540 kg/mt



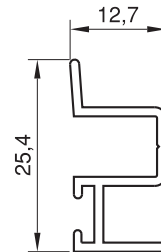
4504
KENET KAPAK
0.323 kg/mt



4986
KAPAK
0.220 kg/mt

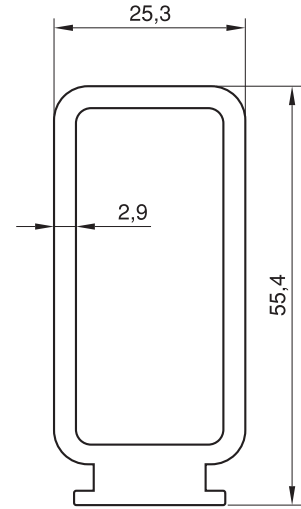
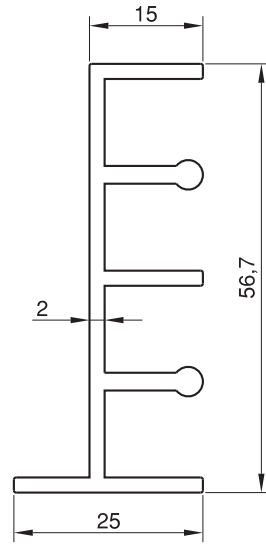
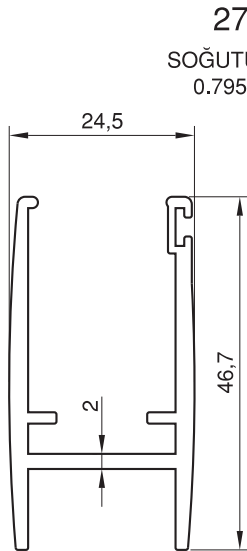
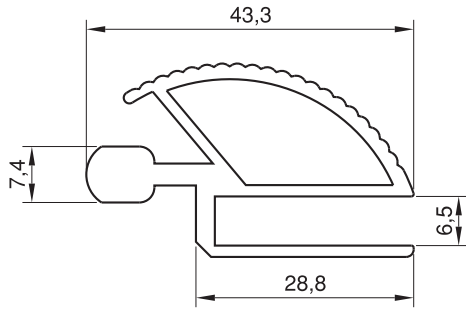
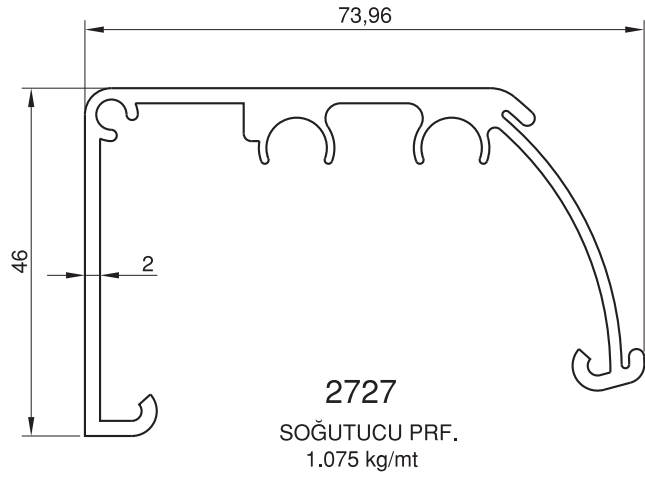
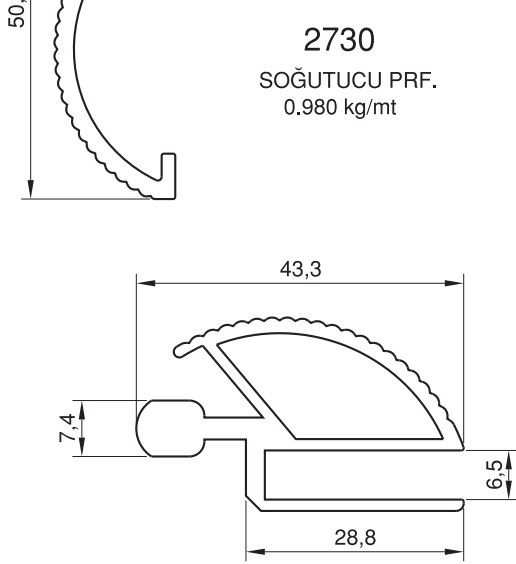
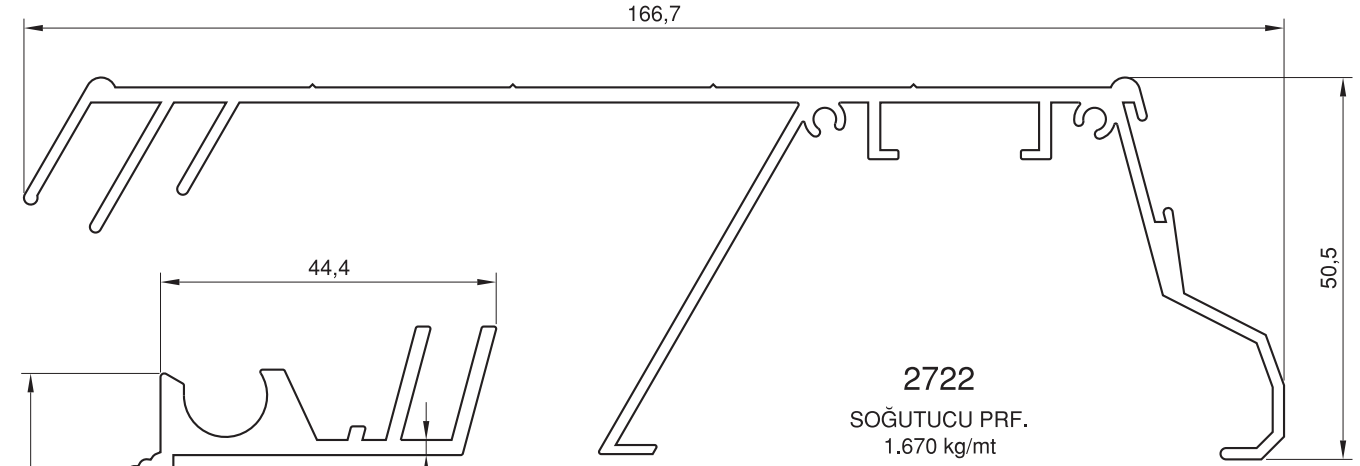


2138
TEK CAM ÇİTASI
0.175 kg/mt

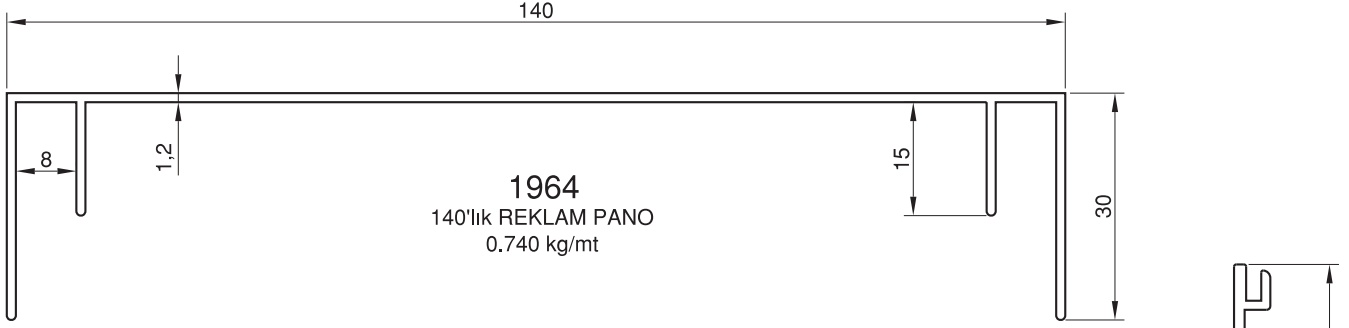


4505
KENET
0.195 kg/mt

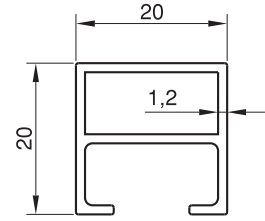
SOĞUTUCU PROFİLLERİ



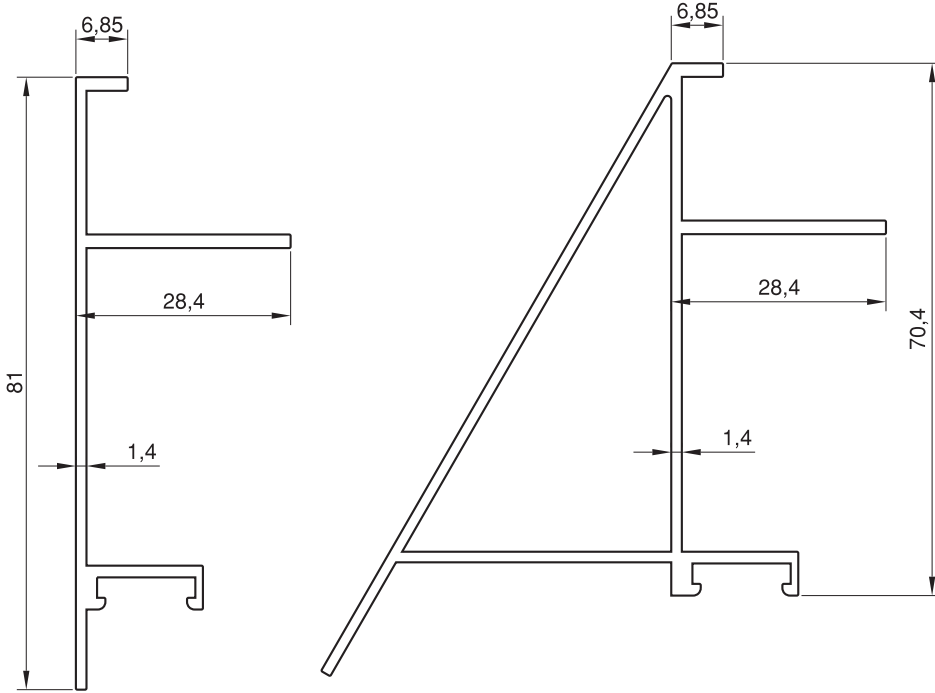
REKLAM PROFİLLERİ



3159
REKLAM PRF.
0.285 kg/mt

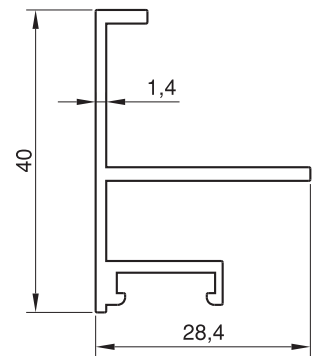


3158
REKLAM PRF.
0.275 kg/mt



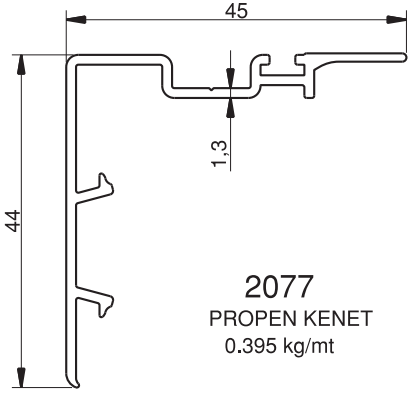
1967
KENAR ÇERÇEVE
0.570 kg/mt

1968
YAN ÇERÇEVE
1.015 kg/mt

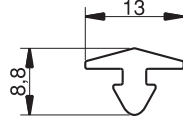


1969
REKLAM PRF.
0.410 kg/mt

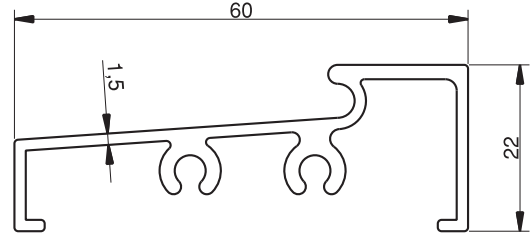
PVC KAPI / PENCERE PROFİLLERİ



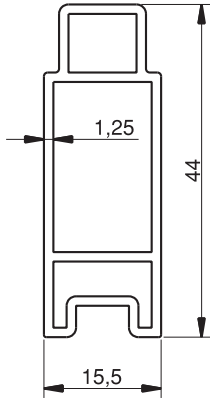
2077
PROPEN KENET
0.395 kg/mt



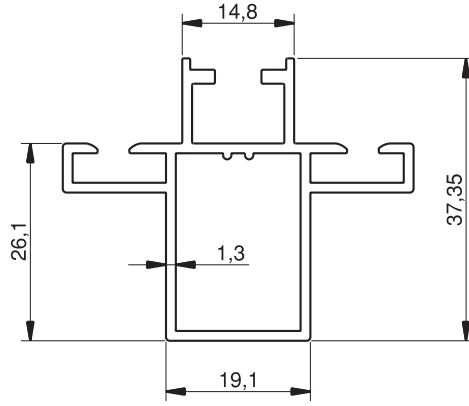
2078
PROPEN RAY
0.125 kg/mt



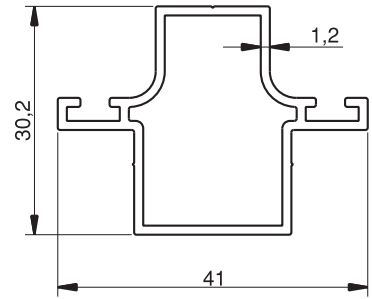
2080
PROPEN KAPI EŞİK
0.645 kg/mt



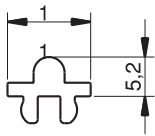
2079
PROPEN SÜRME
KANAT BİRLEŞİM
0.485 kg/mt



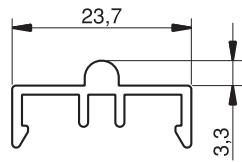
2059
PVC SÜRME KAPAMA-ENDERPEN
0.600 kg/mt



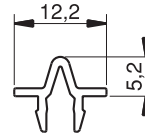
4726
SÜRME KANAT BİRLEŞİM-FIRATPEN
0.425 kg/mt



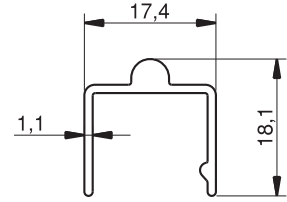
2056
NATURELPEN RAY
0.125 kg/mt



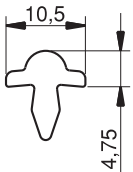
2057
FIRATPEN RAY
0.195 kg/mt



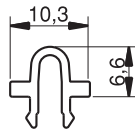
2058
ENDERPEN RAY
0.080 kg/mt



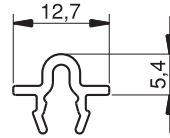
2754
ALFAPEN RAY
0.175 kg/mt



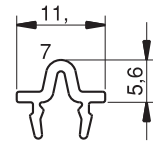
3000
EUROLINE RAY
0.140 kg/mt



2081
PLASPEN RAY
0.100 kg/mt

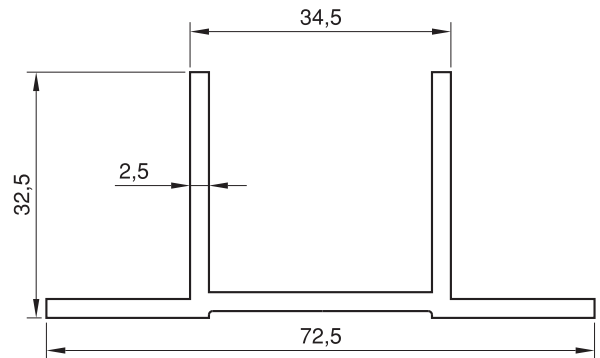
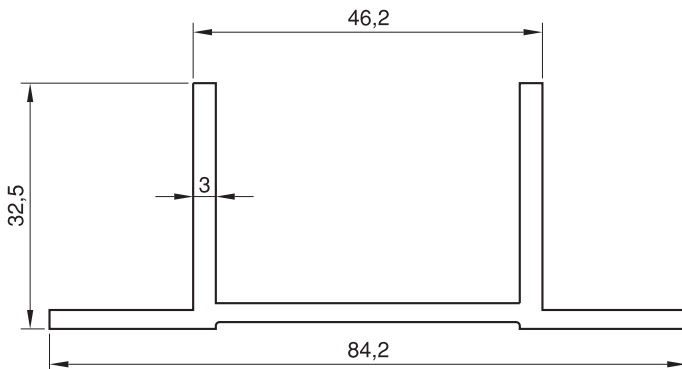
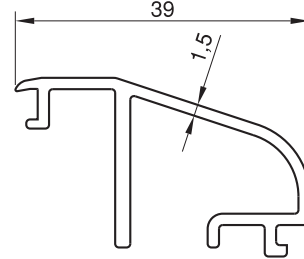
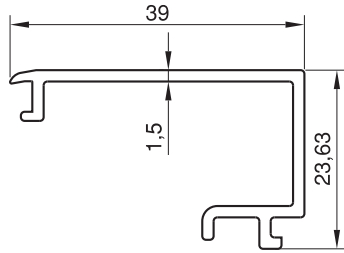
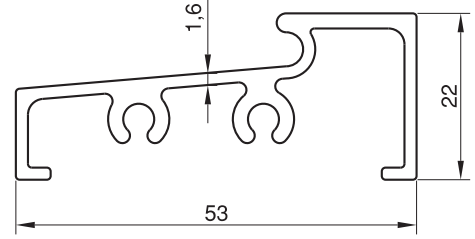
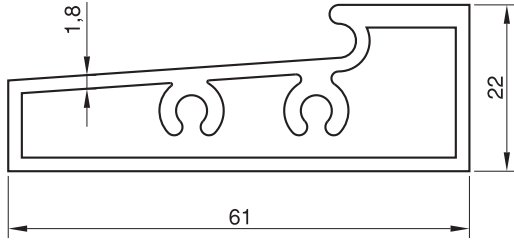
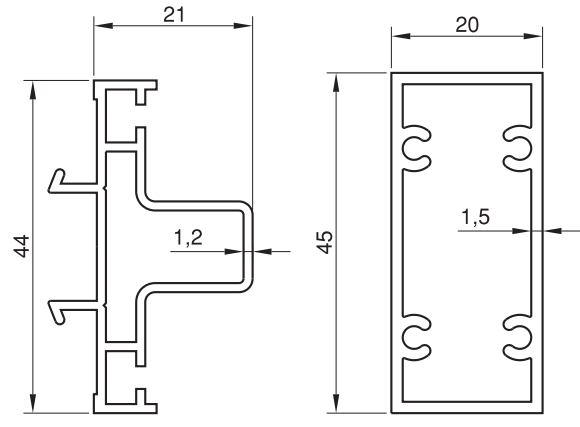
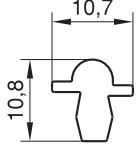
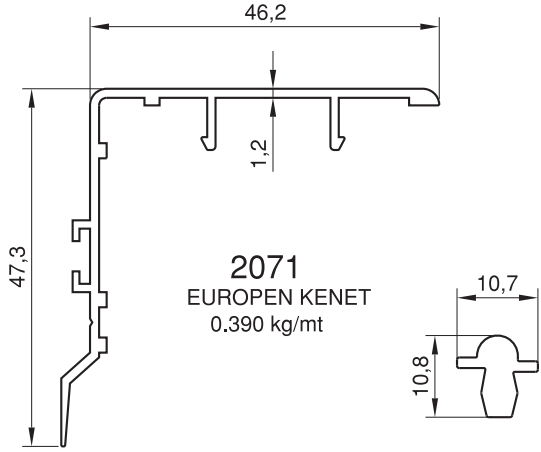


2082
KARPEN RAY
0.100 kg/mt

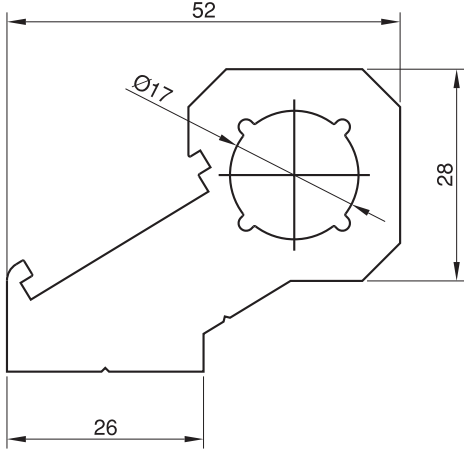


2041
TECNOPLAS RAY
0.100 kg/mt

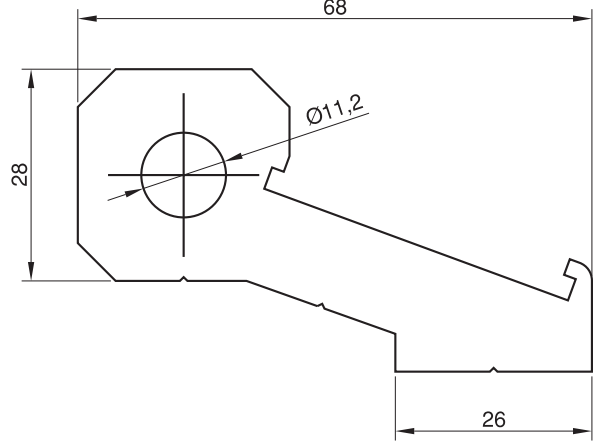
PVC KAPI / PENCERE PROFİLLERİ



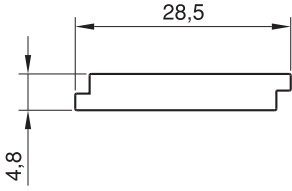
AKSESUAR PROFİLLERİ



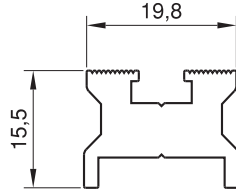
4606
C60 MENTEŞE
2.530 kg/mt




4607
C60 MENTEŞE
3.195 kg/mt



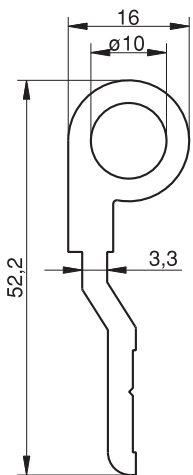
4608
C60 MENTEŞE KAPAK
0.345 kg/mt



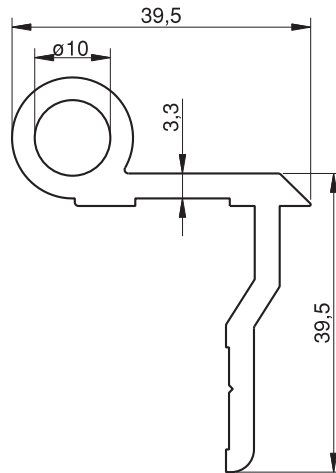
4610
C60 MENTEŞE SABİTLEME
0.510 kg/mt



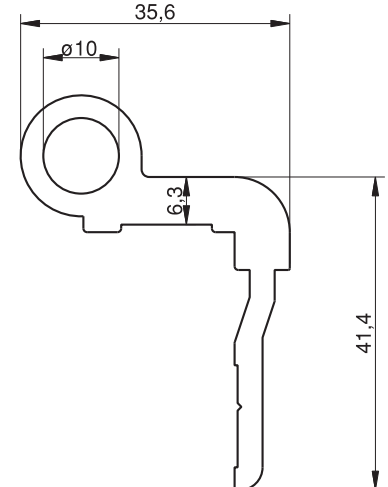
4609
C60 MENTEŞE KAPAK
0.525 kg/mt



2250
DÜZ ALDOKS
KASA MENTEŞE
0.750 kg/mt

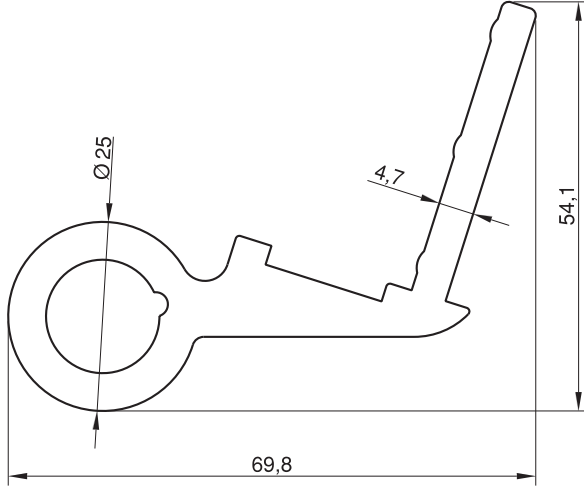


2249
DÜZ ALDOKS
KANAT MENTEŞE
0.930 kg/mt

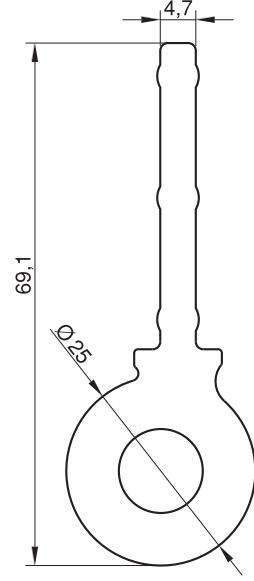


2200
FUGALI ALDOKS
KANAT MENTEŞE
1.100 kg/mt

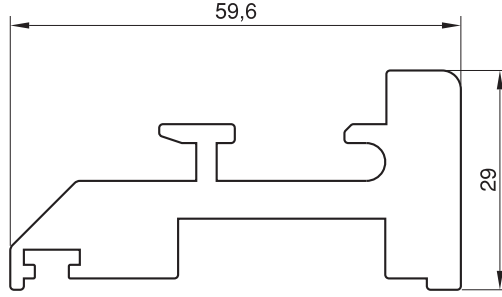
AKSESUAR PROFİLLERİ



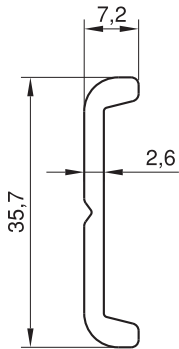
4813
GEÇME MENTEŞE
2.095 kg/mt



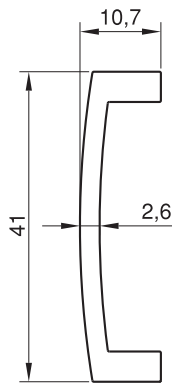
4814
GEÇME MENTEŞE
1.735 kg/mt



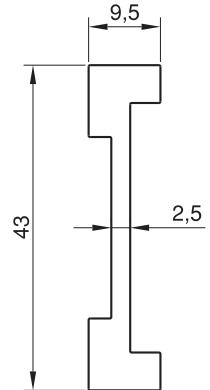
2550
SİSTEM PİVOT MENTEŞE
1.890 kg/mt



2097
ALDOKS KİLİT
KARŞILIK
0.310 kg/mt

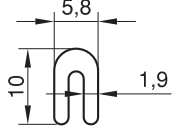


1970
C60 SERİ
KİLİT KARŞILIK
0.435 kg/mt

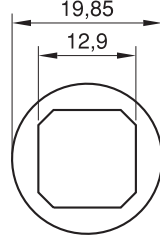


1971
C60 SERİ
KİLİT ALTI
0.555 kg/mt

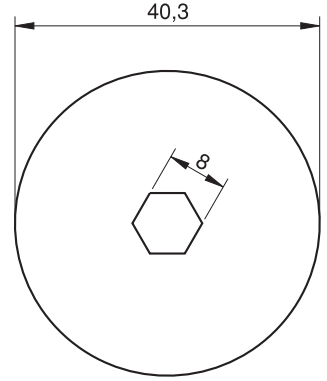
AKSESUAR PROFİLLERİ



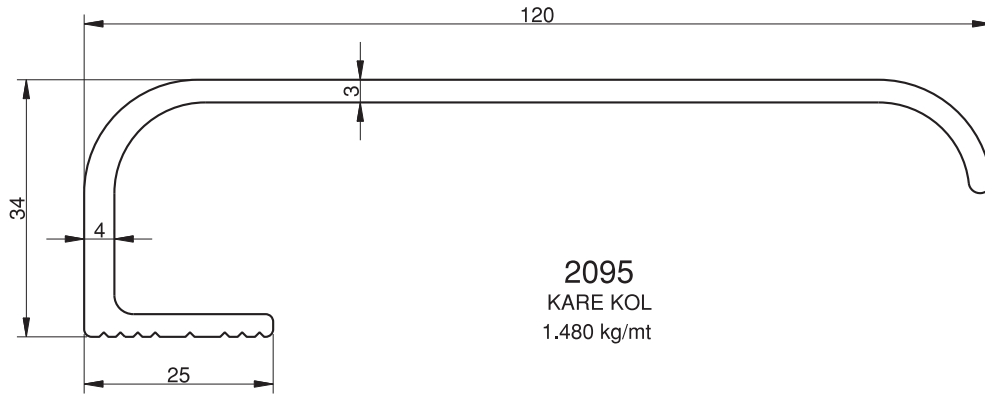
2242
Mini " U "
0.110 kg/mt



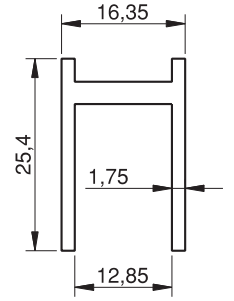
2227
AKSESUAR
0.410 kg/mt



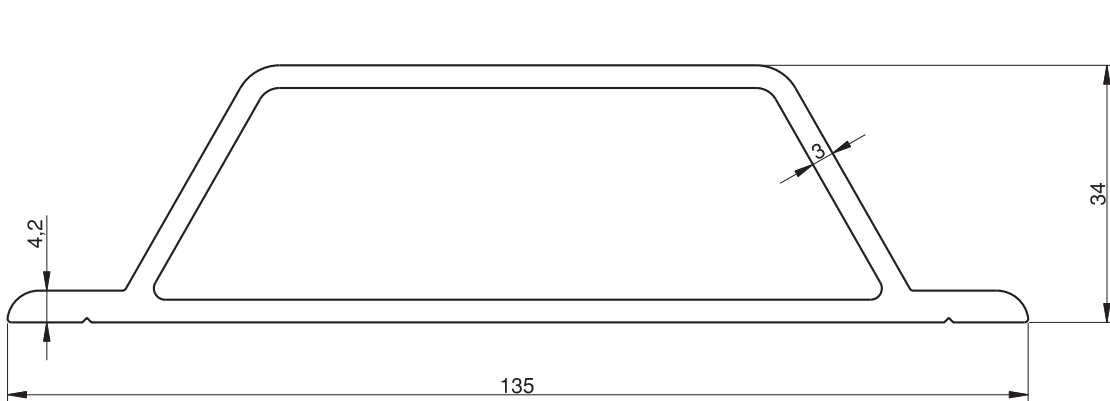
4991
AKSESUAR
3.305 kg/mt



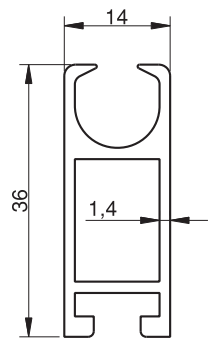
2095
KARE KOL
1.480 kg/mt



2226
AKSESUAR
0.345 kg/mt

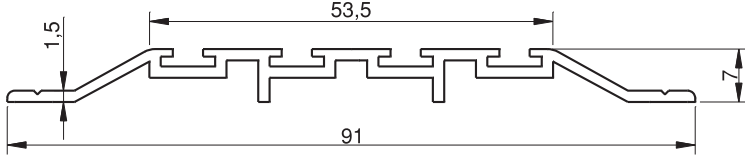


2094
" D " KOL
2.285 kg/mt

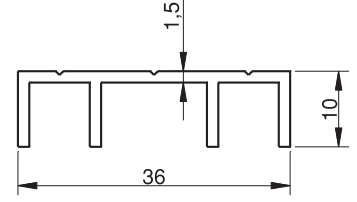


2225
AKSESUAR
0.450 kg/mt

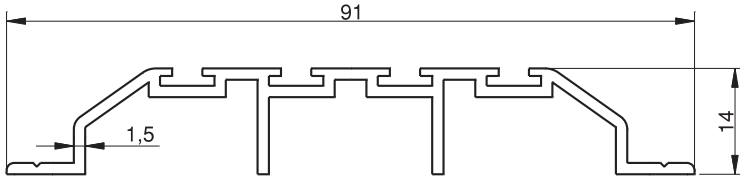
AKSESUAR PROFİLLERİ



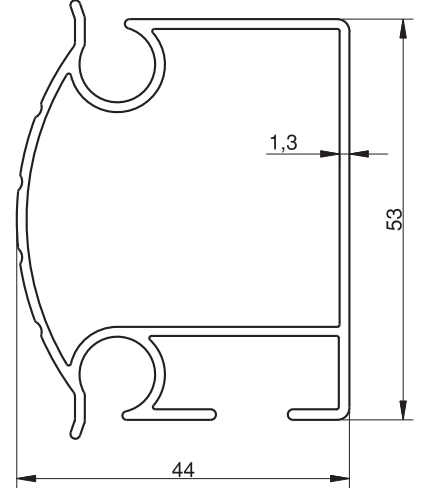
2045
SÜRME TOZLUK
0.510 kg/mt



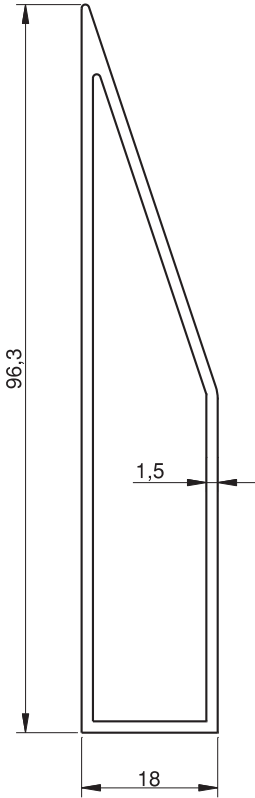
2046
SÜRME STOPER
0.285 kg/mt



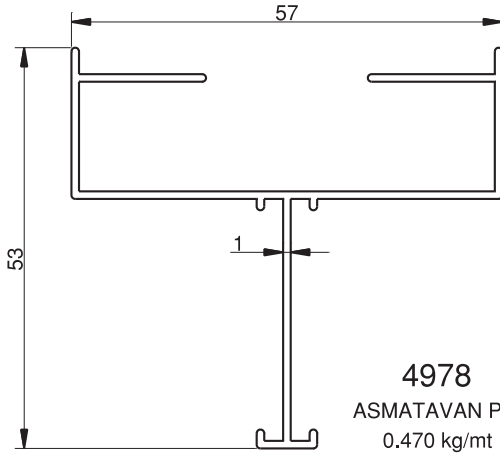
2070
TOZLUK
0.625 kg/mt



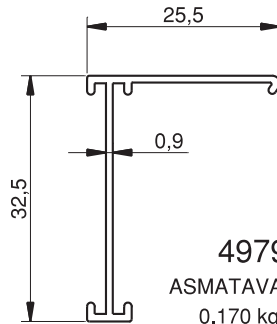
2785
TENTE ÖN PROFİL
0.825 kg/mt



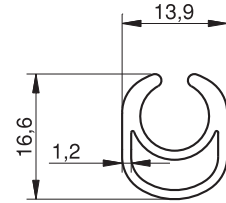
2124
TRAPEZ (BIÇAK) MASTAR
0.840 kg/mt



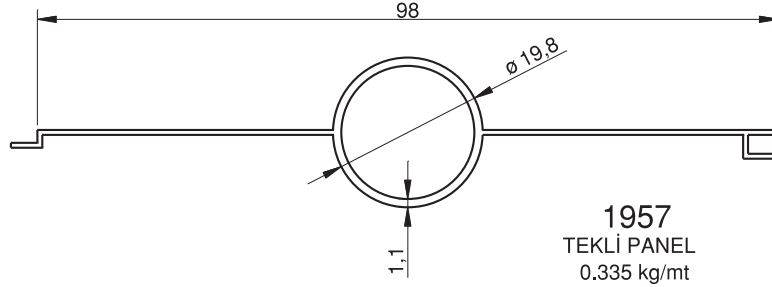
4978
ASMATAVAN PRF.
0.470 kg/mt



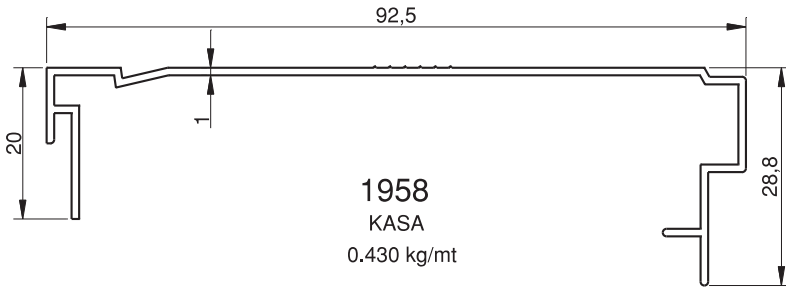
4979
ASMATAVAN PRF.
0.170 kg/mt



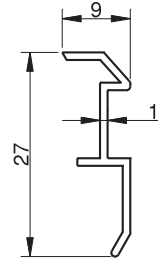
2786
TENTE SAÇAK PROFİL
0.230 kg/mt



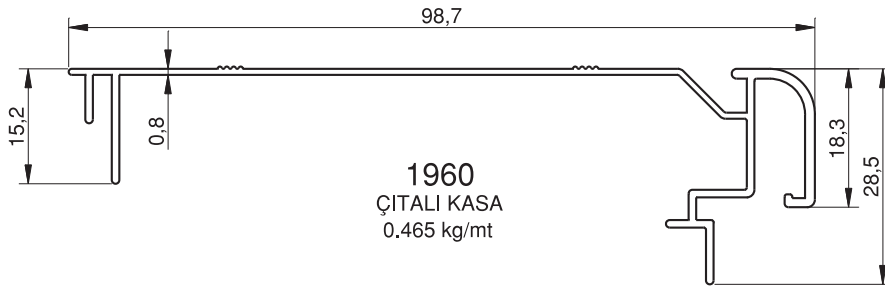
1957
TEK Lİ PANEL
0,335 kg/mt



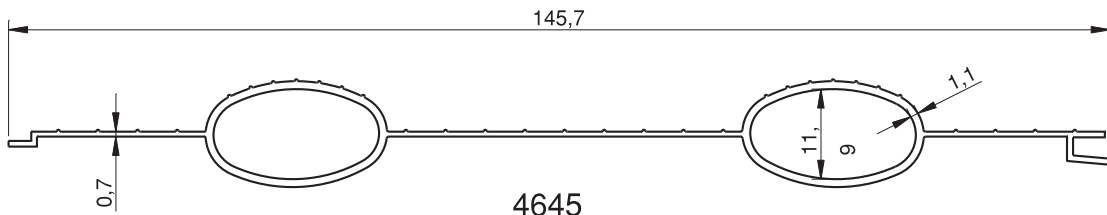
1958
KASA
0,430 kg/mt



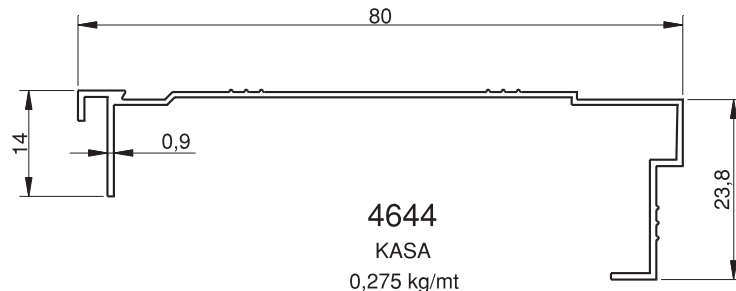
1959
ÇİTA
0,115 kg/mt



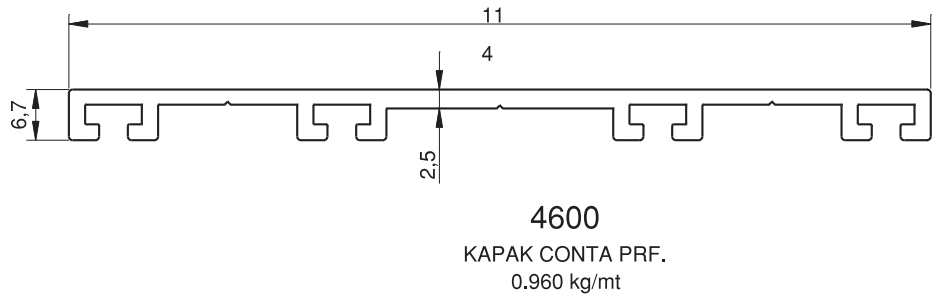
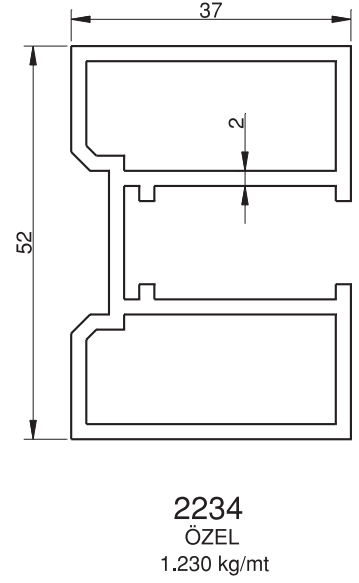
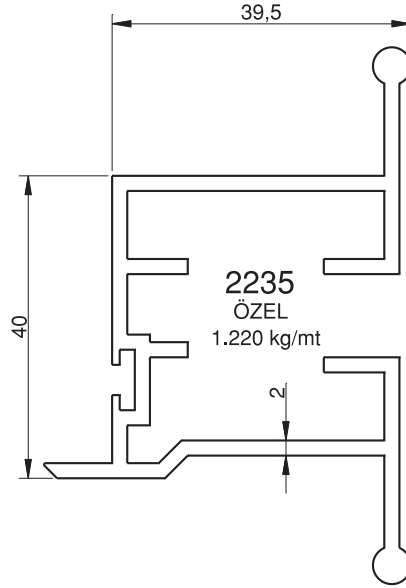
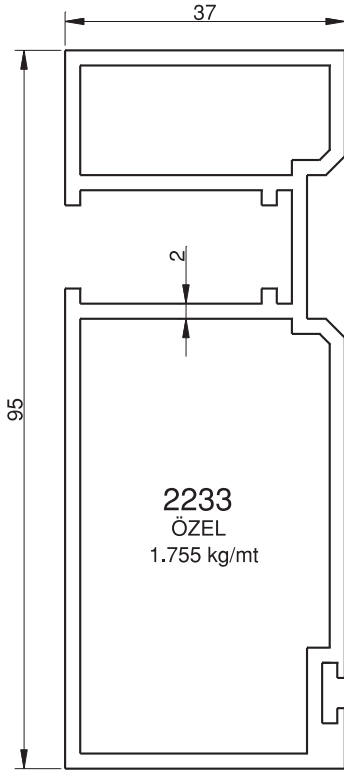
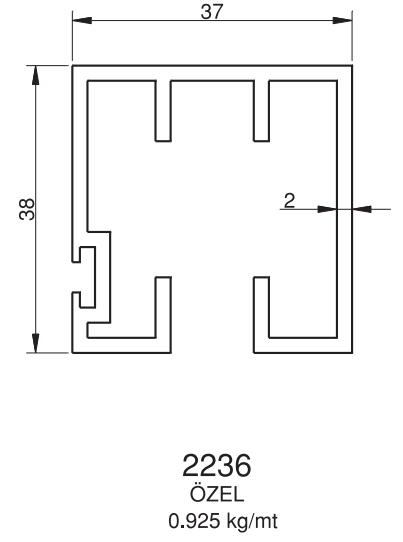
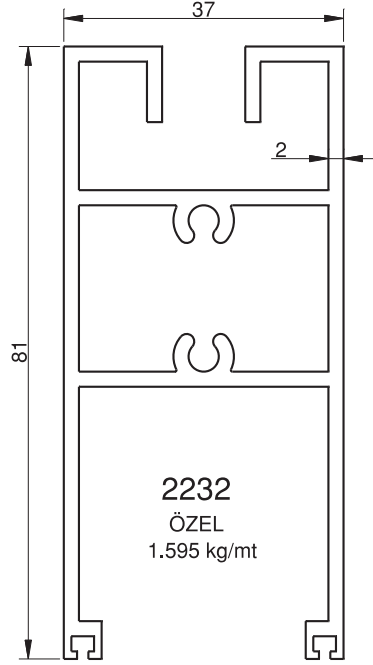
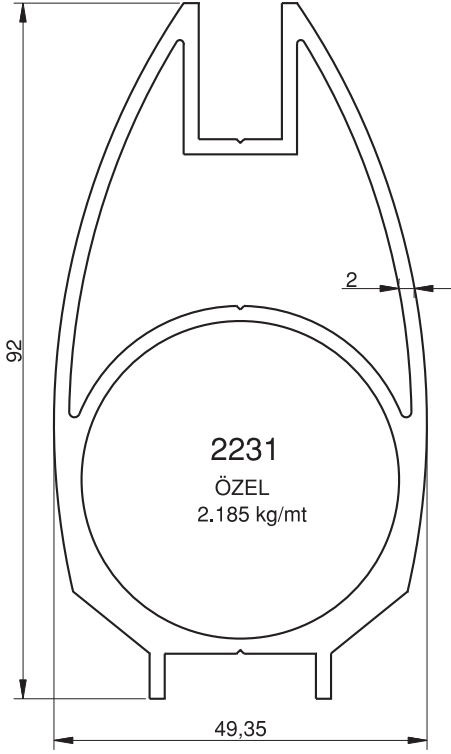
1960
ÇİTALİ KASA
0,465 kg/mt

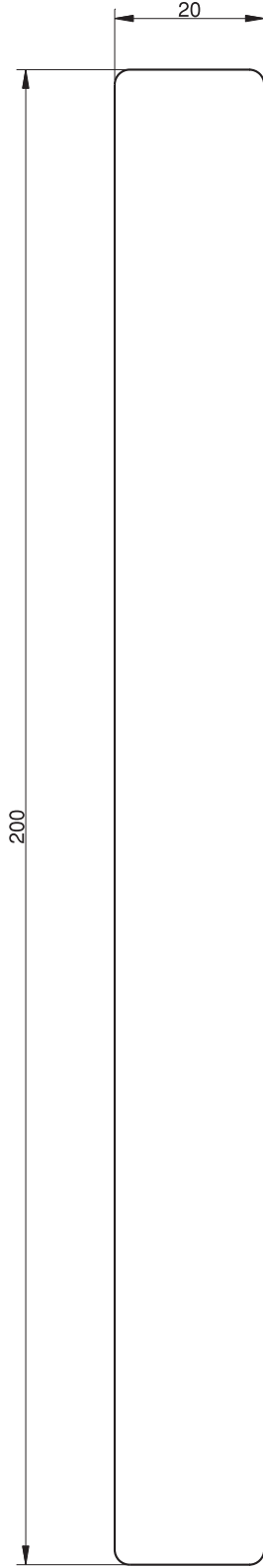


4645
OVAL PANEL
0,535 kg/mt

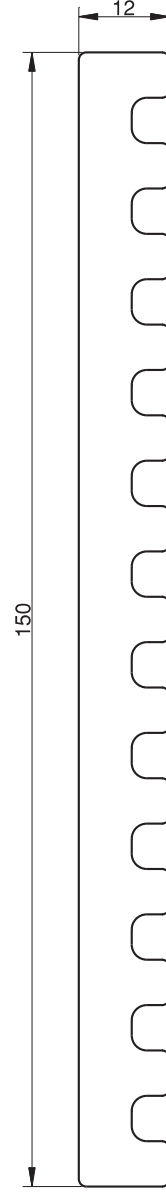


4644
KASA
0,275 kg/mt

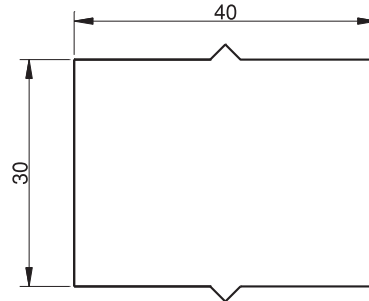




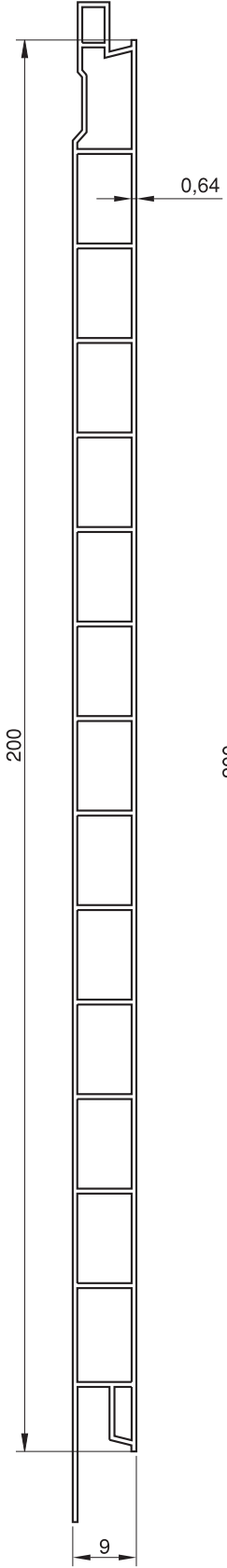
2898
I BARA
10.830 kg/mt



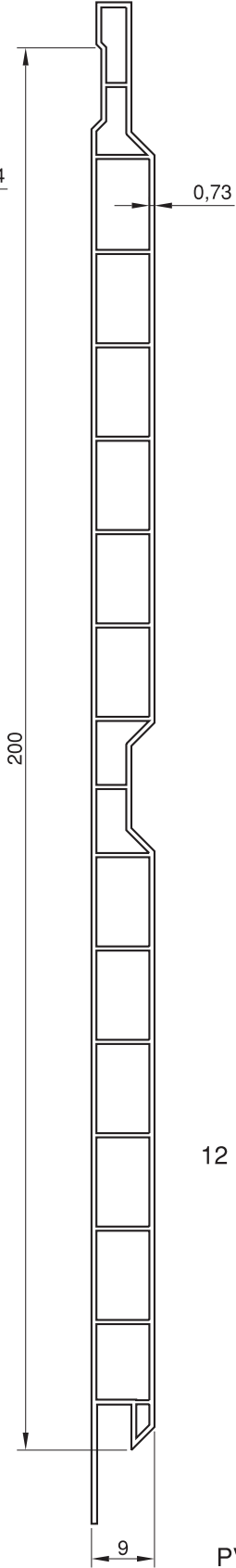
2899
ÇENTİKLİ BARA
3.945 kg/mt



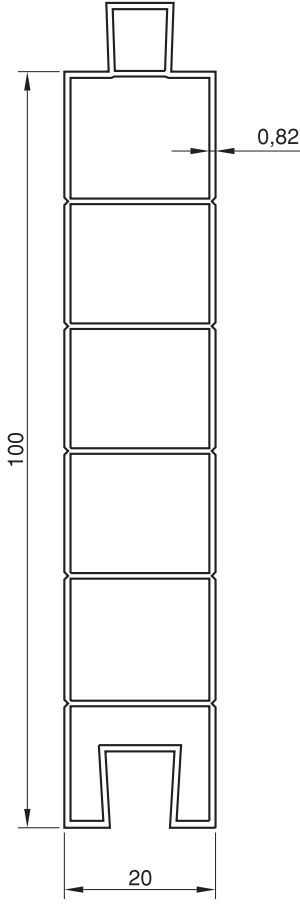
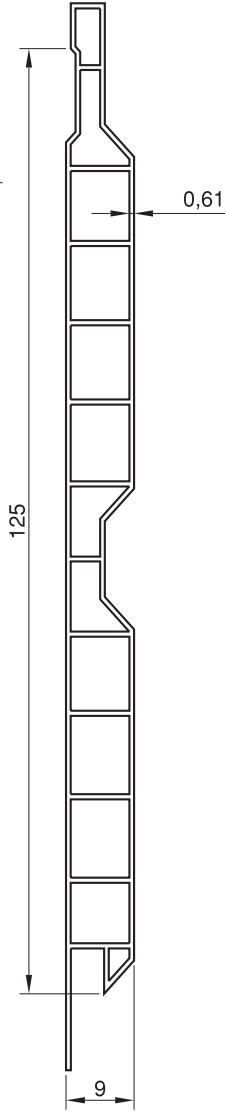
4640
ELOKSAL BARA
3.275 kg/mt



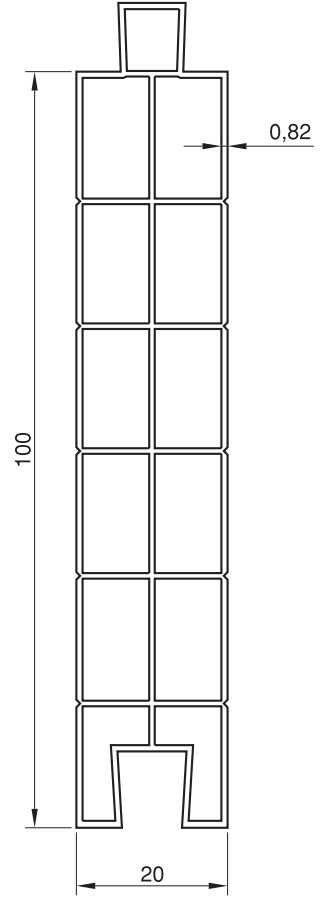
PVC - 002
20'LİK LAMBRI



PVC - 001
12 LİK FUG. LAMBRI

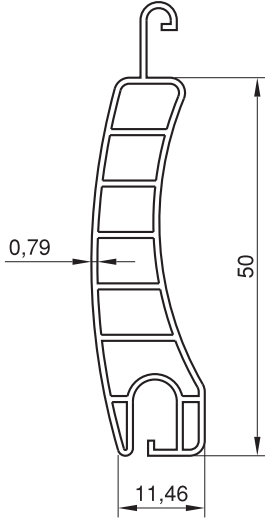


PVC - 003
10'LUK KAPI LAMBRI

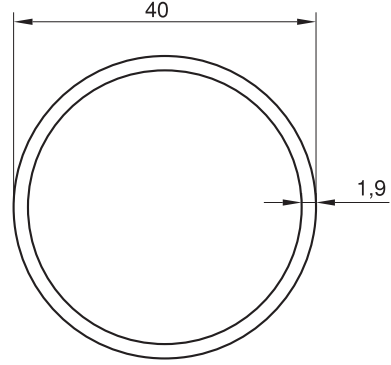


PVC - 006
10'LUK KAPI LAMBRI
ÇİFT ODACIKLI

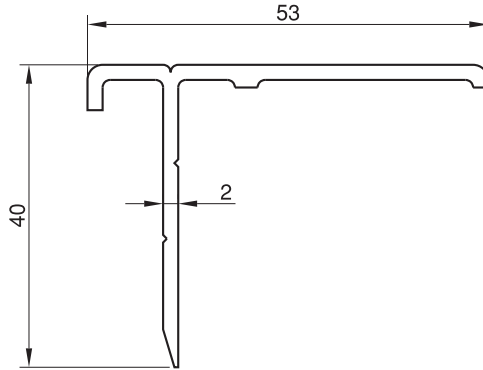
PVC - 008
20'LİK FUG. LAMBRI



PVC - 004
PANJUR PLASTİĞİ



PVC - 007
PANJUR TAMBUR BORUSU



PVC - 005
PVC KAPAMA "T" PROFİLİ

ISI YALITIM RAPORU

İSTANBUL TEKNİK ÜNİVERSİTESİ
İnşaat Fakültesi
Yapı Bilimi ve İnşaat Anabilim Dalı
İnşaat Laboratuvarı

**YALITIMLI ALÜMİNYUM PENCERE SİSTEMİNİN
ISI PERFORMANS DEĞERLENDİRİLMESİ**
(Zahit Alüminyum ve Plastik San. Tic. Ltd. Şti.)

Y. Doç. Dr. C. YALIN URALCAN

Kasım 2006

Adres: İTÜ Makina Fakültesi, İnönü Cad. 45. Gölbaşı, 80111 İstanbul
Tel: 212-281 10 60/2806
Fax: 212-282 90 47
E-mail: uralcan@itu.edu.tr

DENEY RAPORU
SICAK ORTA YÖNTEMLER GÖRE
PENCERE SİSTEMİNİN ISI PERFORMANS DEĞERLENDİRİLMESİ

Deno Yeri: İstanbul Teknik Üniversitesi, Makina Fakültesi, İnönü Binası, İnşaat Laboratuvarı.

Deno Tarihi: Zahit Alüminyum ve Plastik San. Tic. Ltd. Şti.

Deno Mühürü: Deneysel sonuçların doğruluğunu sağlamak amacıyla, deneme ortamında bulunan (E1) ve (E2) ölçüm cihazları kullanılmıştır. Deney ortamında bulunan Prof. Dr. C. Yalın Uralcan tarafından deneme ortamında E1 ve E2 cihazları kullanılmıştır.

Deno Yöntemi: E1 1. Sınıf, E2 2. Sınıf ölçüm cihazlarıdır.

Deno Ölçümü: E1 1. Sınıf, E2 2. Sınıf ölçüm cihazlarıdır.

Deno Yöntemi: Özgün ölçüm yöntemi, deneme ortamında yapılan ölçümler kullanılarak yapılmıştır. E1 1. Sınıf ölçüm cihazlarıdır.

Deno Sonuçları: K_g - pencere sisteminin toplam ısı geçirgenliği, W/m² K
K_g - pencere sisteminin toplam ısı geçirgenliği, W/m² K
K_g - pencere sisteminin toplam ısı geçirgenliği, W/m² K

SICAK ORTA SICAKLIĞI (°C)	SOGUK ORTA SICAKLIĞI (°C)	K _g (W/m ² K)	K _g (W/m ² K)
22,4	3,3	2,20	2,20

Y. Doç. Dr. C. YALIN URALCAN

EK1
PENCERE SİSTEMİNİN ISI PERFORMANS DEĞERLENDİRİLMESİ

Konu: Zahit Alüminyum ve Plastik San. Tic. Ltd. Şti. tarafından geliştirilen pencere sisteminin ısı geçirgenliği, ısı yalıtım performansı ve enerji tüketimi ölçümü için yapılan ölçümler.

Malzeme: Zahit Alüminyum ve Plastik San. Tic. Ltd. Şti. tarafından geliştirilen pencere sistemi ve profil.

Deneme ortamında bulunan ölçüm cihazları (E1 ve E2) kullanılarak ölçümler yapılmıştır. Ölçüm sonuçları aşağıdaki gibidir:

Şekil 1. Deneme Pencere Sistemini Gösteren Çizim

Deneme ortamında bulunan ölçüm cihazları (E1 ve E2) kullanılarak ölçümler yapılmıştır. Ölçüm sonuçları aşağıdaki gibidir:

Y. Doç. Dr. C. YALIN URALCAN

EK2
Sıcak Orta Yöntemi ve Deney Yöntemi

Şekil 2. Sıcak Orta Yöntemi ve Deney Yöntemi

Y. Doç. Dr. C. YALIN URALCAN

Deno ortamı, genel olarak, bir duvarın ortasına yerleştirilen bir ısı kaynağı ve bir ısı yalıtım duvarından oluşmaktadır. Deney ortamında, ısı geçirgenliği belirlenmek üzere yapılmış olan duvarın ortasına, ısı kaynağı yerleştirilmiştir. Isı kaynağı, duvarın ortasına yerleştirilmiştir. Isı kaynağı, duvarın ortasına yerleştirilmiştir. Isı kaynağı, duvarın ortasına yerleştirilmiştir.

Sıcak ortaya yerleştirilen ısı kaynağı, duvarın ortasına yerleştirilmiştir. Isı kaynağı, duvarın ortasına yerleştirilmiştir. Isı kaynağı, duvarın ortasına yerleştirilmiştir.

Deno Yöntemi: Sıcak orta yöntemi, duvarın ortasına yerleştirilen ısı kaynağı ile yapılır. Isı kaynağı, duvarın ortasına yerleştirilmiştir.

Şekil 1. Sıcak Orta Yöntemi ve Deney Yöntemi

Y. Doç. Dr. C. YALIN URALCAN

Deney ortamında, ısı kaynağı duvarın ortasına yerleştirilmiştir. Isı kaynağı, duvarın ortasına yerleştirilmiştir. Isı kaynağı, duvarın ortasına yerleştirilmiştir.

Sıcak ortaya yerleştirilen ısı kaynağı, duvarın ortasına yerleştirilmiştir. Isı kaynağı, duvarın ortasına yerleştirilmiştir. Isı kaynağı, duvarın ortasına yerleştirilmiştir.

Deno Yöntemi: Sıcak orta yöntemi, duvarın ortasına yerleştirilen ısı kaynağı ile yapılır. Isı kaynağı, duvarın ortasına yerleştirilmiştir.

Şekil 1. Sıcak Orta Yöntemi ve Deney Yöntemi

Y. Doç. Dr. C. YALIN URALCAN

Ölçümler: Deney ortamında, ısı kaynağı duvarın ortasına yerleştirilmiştir. Isı kaynağı, duvarın ortasına yerleştirilmiştir. Isı kaynağı, duvarın ortasına yerleştirilmiştir.

Sıcak ortaya yerleştirilen ısı kaynağı, duvarın ortasına yerleştirilmiştir. Isı kaynağı, duvarın ortasına yerleştirilmiştir. Isı kaynağı, duvarın ortasına yerleştirilmiştir.

Deno Yöntemi: Sıcak orta yöntemi, duvarın ortasına yerleştirilen ısı kaynağı ile yapılır. Isı kaynağı, duvarın ortasına yerleştirilmiştir.

Şekil 1. Sıcak Orta Yöntemi ve Deney Yöntemi

Y. Doç. Dr. C. YALIN URALCAN

TEKNİK ŞARTNAME

PROFİL TEMEL DEĞERLER (min)

BİLETT NORM	Isıl İşlem	MEKANİK ÖZELLİKLER				FİZİKSEL ÖZELLİKLER				DİĞER ÖZELLİKLER					
		Akma Dayanımı (N/mm ²)	Çekme Dayanımı (N/mm ²)	%Uzama (50 mm/mm)	Sertlik (kg/mm ²)	Kesme Dayanımı (kg/mm ²)	Özgül Ağırlık (gr/cm ³)	Elastisite Modülü (kg/mm ²)	Isıl İletkenlik (cal/cm ² °C)	Genleşme Katsayısı (20-100°C/°C)	Elektriksel Direnci (20°C ohm mm ² /mm)	Korozyon Direnci	Kaynak Edilebilirliği	Boya Kalınlığı (µ)	Eloksall Kalınlığı (µ)
ETINORM : ETIAL-60 T.S.E : AlMgSi0.5 DIN(ALMANYA) : AlMgSi0.6 ABD(AA) : 6063	T6	165	204	13,6	11-14 Webster 65-75 HB	11,5	2,71	6900	0,48	23x10 ⁻⁶	0,033	Çok İyi	İyi	75-100	10-12

BASIC VALUES OF PROFILE (minimum)

BİLETT NORM	Thermal Operation	MECHANICAL PROPERTIES				PHYSICAL PROPERTIES				OTHER PROPERTIES					
		Yield Strength (N/mm ²)	Tensile strength (N/mm ²)	Elongation% (50 mm/mm)	Hardness (kg/mm ²)	Cutting strength (kg/mm ²)	Specific gravity (gr/cm ³)	Elasticity Modüle (kg/mm ²)	Thermal conductivity (cal/cm ² °C)	Expansion coefficient (20-100°C/°C)	Electrical strength (20°C ohm mm ² /mm)	Corrosion strength	Welding ability	Powder coating thickness (µ)	Anodising thickness (µ)
ETINORM : ETIAL-60 T.S.E : AlMgSi0.5 DIN(ALMANYA) : AlMgSi0.6 ABD(AA) : 6063	T6	165	204	13,6	11-14 Webster 65-75 HB	11,5	2,71	6900	0,48	23x10 ⁻⁶	0,033	Very good	Good	75-100	10-12



060

Certificate Number

5423

Date First Registered

17/03/2006

Date Certificate Expires

31/03/2011

*World Certification Services Ltd.
Custom House, 52A Mersey View
Merseyside, L22 6QB
United Kingdom*



CERTIFICATE OF REGISTRATION

This Certificate has been awarded to:

**ZAHİT ALÜMİNYUM VE PLASTİK SAN.
TİC. LTD. ŞTİ.**

**Merkez: HACI SABANCI ORGANİZE SANAYİ BÖLGESİ
OĞUZ KAĞAN KÖKSAL CAD. NO:5
YAKAPINAR / ADANA**

**Fabrika: HACI SABANCI ORGANİZE SANAYİ BÖLGESİ
CUMHURİYET BULVARI NO:13
YAKAPINAR / ADANA**

*In Recognition of the Organisation's Management
System which complies with:*

ISO 9001:2008

For the Scope of Activities described below:

**ALÜMİNYUM KAPI, PENCERE, CEPHE, ALÜMİNYUM KOMPOZİT
PANEL, PLASTİK AKSESUAR VE MUHTELİF PROFİL ÜRETİMİ
VE SATIŞI**

**THE PRODUCTION OF ALUMINIUM DOORS, WINDOWS,
VARIOUS PROFILES AND ALUMINUM COMPOSITE PANEL AND
PLASTICS ACCESSORIES**

EAC 17

This Certificate has been awarded by

WORLD CERTIFICATION SERVICES LTD.

Issued By:

Issue Date:

31/03/2010

*The use of the accreditation mark indicates accreditation in respect
of those activities covered by accreditation certificate number 60*

TSE		TÜRK STANDARDLARI ENSTİTÜSÜ	
		TÜRK STANDARDLARINA UYGUNLUK BELGESİ	
		TURKISH STANDARDS INSTITUTION	
		CERTIFICATE OF CONFORMITY TO TURKISH STANDARDS	
		Markanın Tanımı	Description of the Mark
		TSE veya/or 	veya/or T S E
BELGE NUMARASI REFERENCE NUMBER OF LICENCE	:	14.31.01/TSE/119-01	
BELGENİN İLK VERİLİŞ TARİHİ DATE OF FIRST ISSUE OF LICENCE	:	20/04/2001	
BELGENİN SON GEÇERLİLİK TARİHİ LICENCE VALID UNTIL	:	20/04/2011	
BELGE SAHİBİ KURULUŞUN ADI NAME OF THE LICENCE HOLDER	:	ZAHİT ALÜMİNYUM VE PLASTİK SANAYİ TİC.LTD.ŞTİ./119	
BELGE SAHİBİ KURULUŞUN ADRESİ ADDRESS OF THE LICENCE HOLDER	:	HACI SABANCI ORGANİZE SANAYİ BÖLGESİ OĞUZ KAĞAN KÖKSAL CAD.NO:5 YAKAPINAR - ADANA / TÜRKİYE	
ÜRETİM YERİ ADI NAME OF THE MANUFACTURING PLACE	:	ZAHİT ALÜMİNYUM VE PLASTİK SANAYİ TİC.LTD.ŞTİ./119	
ÜRETİM YERİ ADRESİ ADDRESS OF THE MANUFACTURING PLACE	:	HACI SABANCI ORGANİZE SANAYİ BÖLGESİ CUMHURİYET BULVARI 13.CAD.NO:13 YAKAPINAR ADANA ADANA/ TÜRKİYE	
İPTAL EDİLEN BELGE NUMARASI (Varsa) INDICATION OF SUPERSEDED LICENCE (if any)	:		
TEŞCİLLİ TİCARİ MARKASI REGISTERED TRADE MARK	:	"ZAHİT" MARKALI;	
İLGİLİ TÜRK STANDARDI RELATED TURKISH STANDARD	:	TS EN 755-1/9.3.2010	
BELGE KAPSAMI SCOPE OF LICENCE	:	-EN AW 6951 ALÜMİNYUM ALAŞIMINDAN EKSTRÜZYONLA İMAL EDİLMİŞ T6 PROFİLLER	
			
22/09/2010  Resim ÖZÜGÜR Ürün Belgelendirme Müdürü			
<p>*Enstitümüzce verilmekte olan "İmalata Yeterlilik Belgesi" 15.04.2007 tarihinden itibaren uygulamadan kaldırılmıştır. *Bu belge, belgelendirilen ürünün, üretim yerinin Enstitümüzün belirlediği şartları karşıladığını da gösterir. Ürün Belgelendirme Müdürü ADANA * TURHAN CEMAL BERİKER BUL.NO:46 GİZLERLER İŞMERKEZİ KAT:7 NO.16-17 SEYHAN Tlf: 0322 4584040 4503432 446 66 00 1 600 0322 4503432 446 66 17</p>			



TÜRK STANDARDLARI ENSTİTÜSÜ
TÜRK STANDARDLARINA UYGUNLUK BELGESİ
TURKISH STANDARDS INSTITUTION
CERTIFICATE OF CONFORMITY TO TURKISH STANDARDS

Markanın Tanımı Description of the Mark
TSE veya/or  veya/or T S E

BELGE NUMARASI : 14.31.01/TSE/119-08
REFERENCE NUMBER OF LICENCE
BELGENİN İLK VERİLİŞ TARİHİ : 16/06/2010
DATE OF FIRST ISSUE OF LICENCE
BELGENİN SON GEÇERLİLİK TARİHİ : 16/06/2011
LICENCE VALID UNTIL
BELGE SAHİBİ KURULUŞUN ADI : ZAHİT ALÜMİNYUM VE PLASTİK SANAYİ TİC.LTD.ŞTİ./119
NAME OF THE LICENCE HOLDER
BELGE SAHİBİ KURULUŞUN ADRESİ : HACI SABANCI ORGANİZE SANAYİ BÖLGESİ OĞUZ KAĞAN KÖKSAL CAD.NO:5
ADDRESS OF THE LICENCE HOLDER YAKAPINAR - ADANA / TÜRKİYE
ÜRETİM YERİ ADI : ZAHİT ALÜMİNYUM VE PLASTİK SANAYİ TİC.LTD.ŞTİ./119
NAME OF THE MANUFACTURING PLACE
ÜRETİM YERİ ADRESİ : HACI SABANCI ORGANİZE SANAYİ BÖLGESİ CUMHURİYET BULVARI 13.CAD.NO:13
ADDRESS OF THE MANUFACTURING PLACE YAKAPINAR ADANA ADANA/ TÜRKİYE
İPTAL EDİLEN BELGE NUMARASI (Varsa)
INDICATION OF SUPERSEDED LICENCE (if any)
TESCİLLİ TİCARİ MARKASI "ZAHİT" MARKALI;
REGISTERED TRADE MARK
İLGİLİ TÜRK STANDARDI TS EN 12020-1/2.3.2010
RELATED TURKISH STANDARD
BELGE KAPSAMI :
SCOPE OF LICENCE
-EN AW 6060, EN AW 6063 ALÜMİNYUM ALAŞIMLARINDAN EKSRÜZYONLA İMAL EDİLMİŞ T6 HASSAS
PROFİLLER



17.09/2010

Reşit ÖZÜĞÜR
Ürün Belgelendirme Müdürü

*Enstitümüzce verilmekte olan "İmalata Yeterlilik Belgesi" 15.04.2007 tarihinden itibaren uygulamadan kaldırılmıştır.

*Bu belge, belgelendirilen ürünün, üretim yerinin Enstitümüzün belirlediği şartları karşıladığını da gösterir.

Ürün Belgelendirme Müdürü ADANA * TURHAN CEMAL BERİKER BUL.NO:46 GİZERLER İŞMERKEZİ KAT:7 NO:16-17SEYHAN * tel:
0322 4581940 41/0312 416 66 98 * faks:0322 4588243/0312-416 66 17 * web : * e-mail :



TÜRK STANDARDLARI ENSTİTÜSÜ
TÜRK STANDARDLARINA UYGUNLUK BELGESİ
TURKISH STANDARDS INSTITUTION
CERTIFICATE OF CONFORMITY TO TURKISH STANDARDS

Markanın Tanımı Description of the Mark
TSE veya/or  veya/or T S E

BELGE NUMARASI : 14.31.01/TSE/119-02
REFERENCE NUMBER OF LICENCE
BELGENİN İLK VERİLİŞ TARİHİ : 26/11/2004
DATE OF FIRST ISSUE OF LICENCE
BELGENİN SON GEÇERLİLİK TARİHİ : 26/11/2011
LICENCE VALID UNTIL
BELGE SAHİBİ KURULUŞUN ADI : ZAHİT ALÜMİNYUM VE PLASTİK SANAYİ TİC.LTD.ŞTİ./119
NAME OF THE LICENCE HOLDER
BELGE SAHİBİ KURULUŞUN ADRESİ : HACI SABANCI ORGANİZE SANAYİ BÖLGESİ OĞUZ KAĞAN KÖKSAL CAD.NO:5
ADRESS OF THE LICENCE HOLDER YAKAPINAR - ADANA / TÜRKİYE
ÜRETİM YERİ ADI : ZAHİT ALÜMİNYUM VE PLASTİK SANAYİ TİC.LTD.ŞTİ./119
NAME OF THE MANUFACTURING PLACE
ÜRETİM YERİ ADRESİ : HACI SABANCI ORGANİZE SANAYİ BÖLGESİ CUMHURİYET BULVARI 13.CAD.NO:13
ADRESS OF THE MANUFACTURING PLACE YAKAPINAR ADANA ADANA/ TÜRKİYE
İPTAL EDİLEN BELGE NUMARASI (Varsa)
INDICATION OF SUPERSEDED LICENCE (if any)
TESCİLLİ TİCARİ MARKASI "ZAHİT" MARKALI;
REGISTERED TRADE MARK
İLGİLİ TÜRK STANDARDI TS 4922/27.10.1986
RELATED TURKISH STANDARD
BELGE KAPSAMI :
SCOPE OF LICENCE
-ELOKSAL KAPLAMALI ALÜMİNYUMDAN PROFİLLER



29/11/2010

Res. ÖZGÜR
Ürün Belgelendirme Müdürü

*Enstitümüzce verilmekte olan "İmalata Yeterlilik Belgesi" 15.04.2007 tarihinden itibaren uygulamadan kaldırılmıştır.

*Bu belge, belgelendirilen ürünün, üretim yerinin Enstitümüzün belirlediği şartları karşıladığını da gösterir.

Ürün Belgelendirme Müdürü ADANA * TURHAN CEMAL BERİKER BUL NO:46 GİZERLER İŞMERKEZİ KAT:7 NO:16-17 SEYHAN * tel: 0322.4581940-41/0312-416.66.98 * faks: 0322.4588243/0312-416.66.17 * web : * e-mail :

Number	0620-CPD- 55466 /01	Replaces	-
Issued	2010-03-19	First edition	2010-03-19
Valid until	2015-03-19	Page	1 of 2

CERTIFICATE OF FACTORY PRODUCTION CONTROL 0620 – CPD – 55466 /01 A0C-level 2+

Notified Body 0620, Kiwa N.V. has determined that

ZAHİT ALÜMİNYUM VE PLASTİK SAN. TİC. LTD. ŞTİ.

Fulfills all provisions concerning the attestation of factory production control described in Annex ZA of the standard EN 15088.

Product:

- As stated in this EC Certificate of Conformity

Task ZAHİT ALÜMİNYUM VE PLASTİK SAN. TİC. LTD. ŞTİ.

Factory Production Control
Initial Type Testing
Further testing of factory Samples

Task Kiwa N.V.

Initial inspection of FPC
Certification of FPC
Surveillance of FPC



Bouke Meekma
Director Kiwa N.V.

Kiwa N.V.
Sir W. Churchill-laan 273
Postbus 70
2280 AB RIJSWIJK
The Netherlands

Tel. +31 70 414 44 00
Fax +31 70 414 44 20
E-mail info@kiwa.nl
www.kiwa.nl

Head Quarter

ZAHİT ALÜMİNYUM VE PLASTİK SAN. TİC. LTD. ŞTİ.

Address : Hacı Sabancı Organize Sanayi Bölgesi Cumhuriyet Cad. No:13 Yakapınar / Adana / TÜRKİYE

Phone : +90 (0322) 394 35 02

Fax : +90 (0322) 394 30 48

E-mail : zahit@zahit.com.tr

Website : www.zahit.com.tr

Production site

ZAHİT ALÜMİNYUM VE PLASTİK SAN. TİC. LTD. ŞTİ.



CERTIFICATE OF FACTORY PRODUCTION CONTROL 0620 – CPD – 55466 /01 A0C-level 2+

In compliance with the Directive 89/106/EEC of the Council of European Communities of 21 December 1988 on the approximation of laws, regulations and administrative provisions of the Member States relating to the construction products (Construction Products Directive - CPD), amended by the Directive 93/68/EEC of the Council of European Communities of 22 July 1993, it has been stated that the construction product

Product	General provisions / Assessment and test methods	Requirements for specific properties (referenced in product standard)		Dimensions
		Mechanical properties	Tolerances	
Extruded rod/bar	EN 755-1	EN 755-2	round : EN 755-3	5 mm – 110 mm
			square : EN 755-4	8 mm – 70 mm
			rectangular : EN 755-5	15x5 mm – 200x20 mm
Extruded tube	EN 755-1	EN 755-2	porthole round tube : EN 755-8	16-1.2 mm – 160-4 mm
			porthole square tube : EN 755-8	16-1.2 mm – 130-4 mm
			porthole rectangular tube : EN 755-8	24x16-1.2 mm – 130x5-2 mm
Extruded profile	EN 755-1	EN 755-2	EN 755-9	Products with circumference diameter less than 800 (Ø<800) mm
Precision profile	EN 12020-1	EN 755-2	EN 12020-2	Products with circumference diameter less than 300 (Ø<300) mm

placed on the market and produced in the factory by

ZAHİT ALÜMİNYUM VE PLASTİK SAN. TİC. LTD. ŞTİ.

Address : Hacı Sabancı Organize Sanayi Bölgesi Cumhuriyet Cad. No:13 Yakapınar / Adana / TÜRKİYE

Phone : +90 (0322) 394 35 02

Fax : +90 (0322) 394 30 48

is submitted by the manufacturer to a factory production control and to the further testing of samples taken at the factory in accordance with a prescribed test plan and that the approved body

- 0620 Kiwa N.V. -

has performed the initial inspection of the factory and of the factory production control and performs the continuous surveillance, assessment and approval of the factory production control.

This certificate attests that all provisions concerning the attestation of factory production control described in Annex ZA of the standard (resp. in)

EN 15088:2005

were applied.

This certificate was first issued on 2010-03-19 and remains valid as long as the conditions laid down in the harmonized technical specification in reference or the manufacturing conditions in the factory or the FPC itself are not modified significantly, and latest on 2015-03-19.



Evidence of Performance

Resistance to wind load
Air permeability

Test report
10-000476-PB01-A01-02-en-01



Client **zahit ALÜMINYUM & PLASTİK**
SAN. TIC. LTD. STI.
H. Sabancı Org. Sanayi Bölgesi Cumhuriyet Blv. No 13

01350 Adana
Turkey

Basis
EN 14351-1 : 2006-03

Test standards:
EN 1026 : 2000-08
EN 12211 : 2000-08
EN 12046-1 : 2003-11
EN 14809 : 2004-03

Corresponds to the national standard. (DIN EN)

Product	Window unit with fixed fanlight
System	Sistem 55
Overall dimensions (W x H)	1,212 mm x 1,465 mm
Frame material	Aluminium profiles with thermal break
Special features	-/-

Representation



Instruction for use

The present test report serves to demonstrate the above characteristics of windows according to EN 14351-1:2006-03. The results obtained can be used by the manufacturer as the basis for the manufacturer ITT test report summary. The conditions and requirements set out by EN 14351-1:2006-03 shall be observed.

Validity

The data and results refer solely to the tested and described specimen.

The test results can be extrapolated as per EN 14351-1, under observance of Annex E 1., under the manufacturer's own responsibility.

The test does not allow any statement to be made on further characteristics of the present structure and quality, in particular the effects of weathering and ageing.

Notes on publication

The ift-Guidance Sheet "Conditions and Guidance for the Use of ift Test Documents" applies.

The cover sheet can be used as an abstract.

Contents

The report contains a total of 11 pages.

Resistance to wind load – EN 12210



Class C3 / B3

Air permeability – EN 12207



Class 2

ift Rosenheim
5. Oktober 2010

Jörn Bredas, Dipl.-Ing. (FH)
Head of Testing Department
Building Components



ift Rosenheim GmbH
Geschäftsführer:
Dipl.-Ing. (FH) Ulrich Sieberath
Dr. Jochen Peicht

Robert Kolacny, Dipl.-Ing. (FH)
Operating Product Officer
Building Components

Theodor-Giell-Str. 7 - 9
D-83026 Rosenheim
Tel.: +49 (0)8031/261-0
Fax: +49 (0)8031/261-290
www.ift-rosenheim.de

Str. 83026 Rosenheim
AG Traunstein, HRB 14763
Sparkasse Rosenheim
Kto. 3822
BLZ 711 500 00

Notified Body Nr.: 0757
Anerkannte PUZ-Stelle: BAY 18

DAB-PL-0808 99
DAB-ZS-2288 03
DAB-ZM-16-26-03
DAB-ZM-16-26-03

Evidence of Performance

Resistance to wind load
Air permeability

Test report
10-000476-PB02-A01-02-en-01



Client **zahit ALÜMİNYUM & PLASTİK**
SAN. TIC. LTD. STI.
H. Sabancı Org. Sanayi Bölgesi Cumhuriyet Blv. No 13

01350 Adana
Turkey

Basis
EN 14351-1 : 2006-03
Test standards:
EN 1026 : 2000-08
EN 12211 : 2000-08
EN 12046-1 : 2003-11
EN 14809 : 2004-03
Corresponds to the national standard. (DIN EN)

Product	Single side hung casement door
System	Sistem 55
Overall dimensions (W x H)	962 mm x 2,065 mm
Frame material	Aluminium profiles with thermal break
Special features	-/-

Representation



Instruction for use

The present test report serves to demonstrate the above characteristics of windows according to EN 14351-1:2006-03. The results obtained can be used by the manufacturer as the basis for the manufacturer ITT test report summary. The conditions and requirements set out by EN 14351-1:2006-03 shall be observed.

Validity

The data and results refer solely to the tested and described specimen.

The test results can be extrapolated as per EN 14351-1, under observance of Annex E 1., under the manufacturer's own responsibility.

The test does not allow any statement to be made on further characteristics of the present structure and quality, in particular the effects of weathering and ageing.

Notes on publication

The ift-Guidance Sheet "Conditions and Guidance for the Use of ift Test Documents" applies.

The cover sheet can be used as an abstract.

Contents

The report contains a total of 11 pages.

Resistance to wind load – EN 12210



Class C3 / B3

Air permeability – EN 12207



Class 2

ift Rosenheim
5. Oktober 2010


Jörn Bode, Dipl.-Ing. (FH)
Head of Testing Department
Building Components



ift Rosenheim GmbH
Geschäftsführer:
Dipl.-Ing. (FH) Ulrich Sieberath
Dr. Jochen Peicht


Robert Kolacny, Dipl.-Ing. (FH)
Operating Product Officer
Building Components

Theodor-Giell-Str. 7 - 9
D-85026 Rosenheim
Tel.: +49 (0)8031/261-0
Fax: +49 (0)8031/261-290
www.ift-rosenheim.de

Sitz: 85026 Rosenheim
AG Traunstein, HRB 14763
Sparkasse Rosenheim
Kto. 3822
BLZ 711 600 00

Notified Body Nr.: 0757
Anerkannte PUZ-Stelle: BAY 18
 DAkk
DAkk-PL-0826 09
DAkk-DE-0286 09
DAkk-DE-16-06-09
DAkk-DE-16-06-09